



This country profile should be read in conjunction with the "How to use the country profile" document which can be found at unfpa.org/sowmy

Map is an approximation of actual country borders.

Estimated population	2019	108,116,622
Women of reproductive age (aged 15-49)	2019	28,058,770
Adolescents (aged 10-19)	2019	21,224,868
Total fertility rate (births per woman)	2015-2020	2.58
Live births	2019	2,193,320
Pregnancies	2019	3,641,630
Adolescent birth rate (births per 1,000 women aged 15-19)	2017	39
Maternal mortality ratio (maternal deaths per 100,000 live births)	2017	121
Neonatal mortality rate (deaths within 28 days per 1,000 live births)	2018	14
Stillbirth rate (per 1,000 total births)	2019	10
Births attended by skilled health personnel (%)	2017	84%
Modern contraceptive prevalence rate (% using modern method)	2019	26%
Unmet need for family planning (% of women of reproductive age)	2019	10%
Caesarean section rate (% of live births)	2008-2013	9%
Coverage for 4+ antenatal care visits (% of live births)	2017	87%

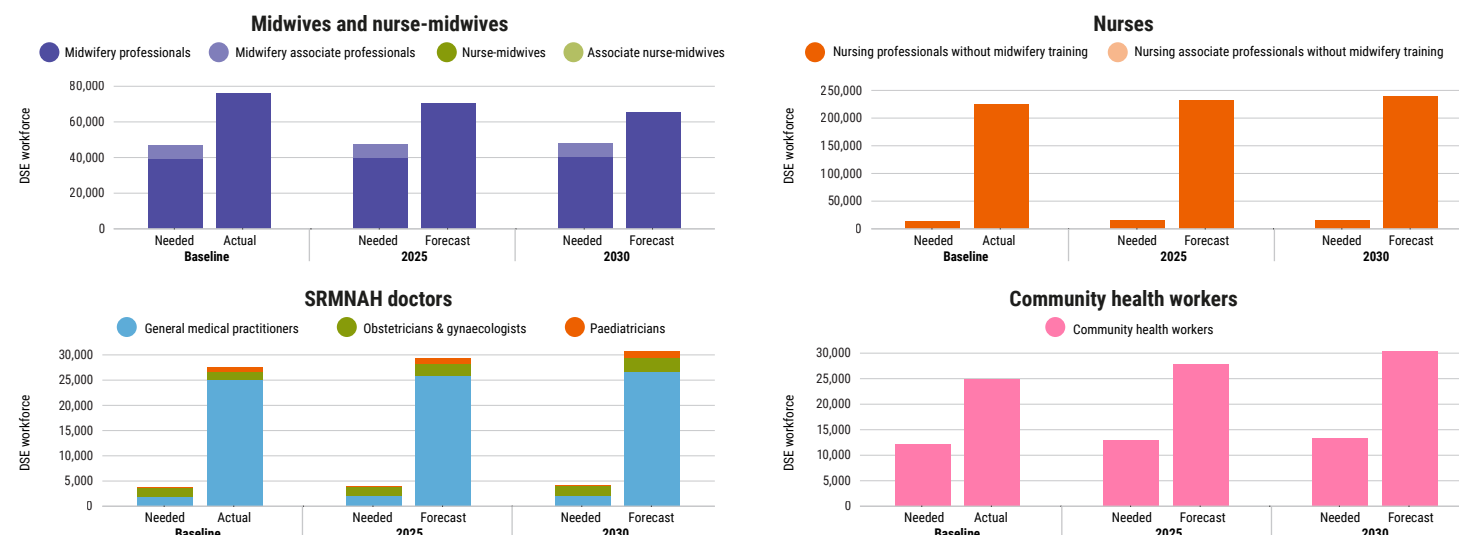
Data sources: see "How to use the country profile" document.

FULL SRMNAH WORKFORCE AVAILABILITY

Occupation group	Year	Headcount (A)	Percentage of time on SRMNAH (B)	Dedicated SRMNAH Equivalent (DSE) (A*B)	Graduates Year	Number	Density per 10,000 population
Midwifery professionals	2019	75,853	100%	75,853	2019	4,013	7
Midwifery associate professionals	nr	nr	na	nr	nr	nr	nr
Midwives not further defined	nr	nr	na	nr	nr	nr	nr
Nursing professionals	2019	512,719		225,596	2019	11,111	47.4
with midwifery training	nr	nr	na	nr	nr	nr	nr
without midwifery training	2019	512,719	44%	225,596	2019	11,111	47.4
Nursing associate professionals	nr	nr		nr	nr	nr	nr
with midwifery training	nr	nr	na	nr	nr	nr	nr
without midwifery training	nr	nr	na	nr	nr	nr	nr
Nurses not further defined	nr	nr	na	nr	nr	nr	nr
Community health workers	2019	248,584	10%	24,858	nr	nr	23
Paramedical practitioners	nr	nr	na	nr	nr	nr	nr
Medical assistants	nr	nr	na	nr	nr	nr	nr
General medical practitioners	2019	124,806	20%	24,961	2019	4,139	11.5
Obstetricians & gynaecologists	2019	3,457	50%	1,729	nr	nr	0.3
Paediatricians	2019	6,239	15%	936	nr	nr	0.6
Total SRMNAH workforce		971,658		353,933			89.9

Source: National Health Workforce Accounts (NHWA) data platform, accessed Dec-2020, most recent available year.

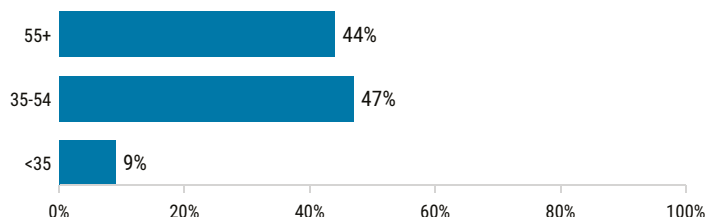
PROJECTIONS TO 2030, DEDICATED SRMNAH EQUIVALENT (DSE) WORKFORCE



Source: SoWMy analysis, using NHWA data platform, accessed Dec-2020


WIDER MIDWIFERY WORKFORCE DEMOGRAPHY - Midwives and nurse-midwives (professionals and associates)

Age distribution



Source: National Health Workforce Accounts (NHWA) data platform, accessed Dec-2020, most recent available year.

Gender distribution



ENABLING ENVIRONMENT

Policy environment

	Pregnancy	Childbirth	Postnatal
National policy guideline that recommends midwife-led care for pregnancy and/or childbirth and/or postnatal period for mother only, or both mother and newborn? *	Mother & newborn	Mother & newborn	Mother & newborn

	National MoH	Sub-national MoH	Regulatory authorities
Number of midwives in leadership roles in national MoH / sub-national MoH / regulatory authorities	nr	nr	nr

Education

National policy / guideline on education of midwifery care providers based on ICM competencies? *	dk		
---	----	--	--

	Direct entry	Post-nursing	Combined
Midwifery education pathway (direct entry / post-nursing / combined)?	nr	nr	nr

	Direct entry	Post-nursing	Combined
Duration of direct entry / post-nursing / combined education programme (months)	nr	nr	nr

% of midwifery educators who are midwives	nr		
---	----	--	--

Regulation

National policy sets a competency framework for maternal and/or newborn care? *	yes		
---	-----	--	--

National policy on regulation of midwifery care providers based on ICM competencies? *	yes		
--	-----	--	--

Regulatory body for midwifery practice?	nr		
---	----	--	--

	License compulsory	Periodic relicensing	Continuing development requirement
Is licensing compulsory prior to practise? / Is there periodic relicensing? / Is continuing professional development a requirement for relicensing?	nr	nr	nr

Association

	Association specifically for midwives	Other association open to midwives
Is there a professional association specifically for midwives? Is there another professional association open to midwives?	yes	yes

Source: 2020 ICM survey, except those marked * which are from 2018-2019 WHO SRMNAH policy survey

POTENTIAL TO MEET NEED AND DEMAND, 2019 AND 2030

$$\text{Potential to meet NEED} = \frac{\text{Workforce time available}}{\text{Workforce time needed for universal coverage of essential SRMNAH interventions}}$$

SoWMy 2014^s



nr

SoWMy 2021



100%

2030



100%

$$\text{Potential to meet DEMAND} = \frac{\text{Supply of health workers}}{\text{Health workers system can support}}$$



2030 supply **exceeds** capacity to employ

^s or most recent regional SoWMy report: East & Southern Africa 2017 or Pacific States 2019

EXPLANATORY NOTES

The country submitted an ICM survey, but only the association section was validated, so only the association data are shown here.

Source: Additional information provided by national stakeholders during data collection and validation.

Key:
na = not applicable
nr = not reported

dk = don't know
MoH = Ministry of Health