



Estimated population	2019	270,625,567
Women of reproductive age (aged 15-49)	2019	71,651,521
Adolescents (aged 10-19)	2019	46,310,084
Total fertility rate (births per woman)	2015-2020	2.32
Live births	2019	4,790,480
Pregnancies	2019	7,953,766
Adolescent birth rate (births per 1,000 women aged 15-19)	2016	36
Maternal mortality ratio (maternal deaths per 100,000 live births)	2017	177
Neonatal mortality rate (deaths within 28 days per 1,000 live births)	2018	13
Stillbirth rate (per 1,000 total births)	2019	9
Births attended by skilled health personnel (%)	2019	95%
Modern contraceptive prevalence rate (% using modern method)	2019	42%
Unmet need for family planning (% of women of reproductive age)	2019	8%
Caesarean section rate (% of live births)	2007-2012	12%
Coverage for 4+ antenatal care visits (% of live births)	2017	77%

Data sources: see "How to use the country profile" document.

This country profile should be read in conjunction with the "How to use the country profile" document which can be found at unfpa.org/sowmy

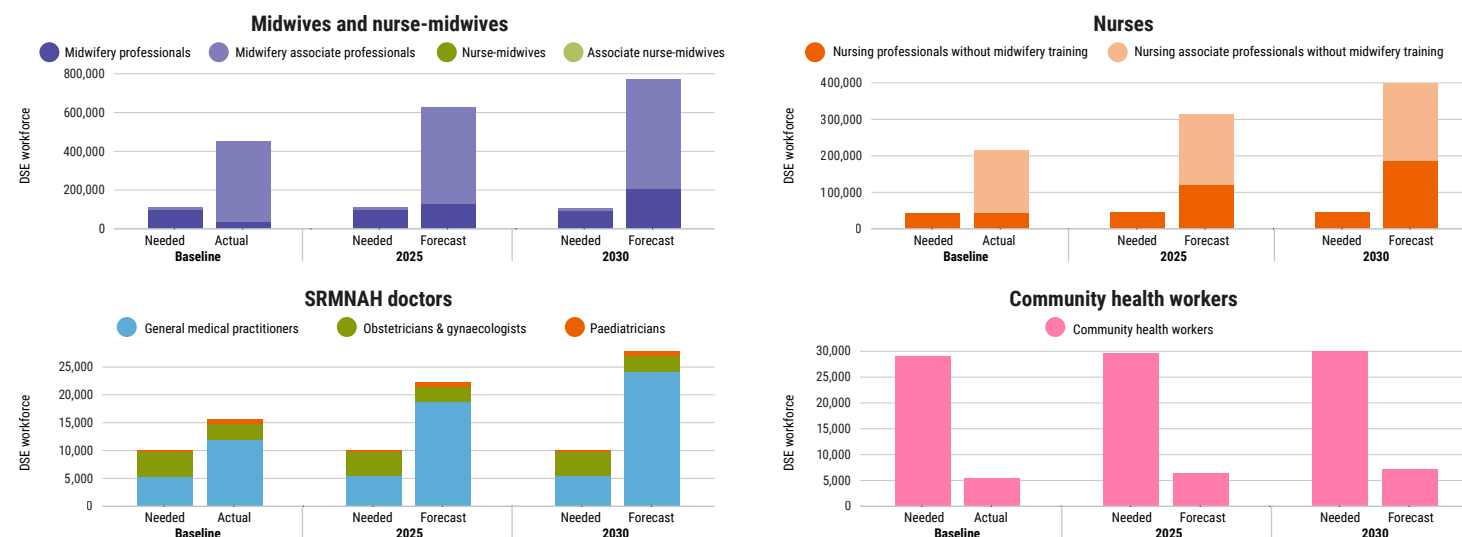
Map is an approximation of actual country borders.

FULL SRMNAH WORKFORCE AVAILABILITY

Occupation group	Year	Headcount (A)	Percentage of time on SRMNAH (B)	Dedicated SRMNAH Equivalent (DSE) (A*B)	Graduates		Density per 10,000 population
					Year	Number	
Midwifery professionals	2019	37,044	100%	37,044	2019	26,833	1.4
Midwifery associate professionals	2019	415,143	100%	415,143	nr	nr	15.3
Midwives not further defined	nr	nr	na	nr	nr	nr	nr
Nursing professionals	2019	148,998		44,699	2019	73,862	5.5
with midwifery training	nr	nr	na	nr	nr	nr	nr
without midwifery training	2019	148,998	30%	44,699	2019	73,862	5.5
Nursing associate professionals	2019	429,080		171,632	nr	nr	15.9
with midwifery training	nr	nr	na	nr	nr	nr	nr
without midwifery training	2019	429,080	40%	171,632	nr	nr	15.9
Nurses not further defined	nr	nr	na	nr	nr	nr	nr
Community health workers	2019	54,704	10%	5,470	nr	nr	2
Paramedical practitioners	nr	nr	na	nr	nr	nr	nr
Medical assistants	nr	nr	na	nr	nr	nr	nr
General medical practitioners	2019	59,988	20%	11,998	2019	9,368	2.2
Obstetricians & gynaecologists	2019	5,690	50%	2,845	2019	102	0.2
Paediatricians	2019	4,809	15%	721	2019	171	0.2
Total SRMNAH workforce		1,155,456		689,553			42.7

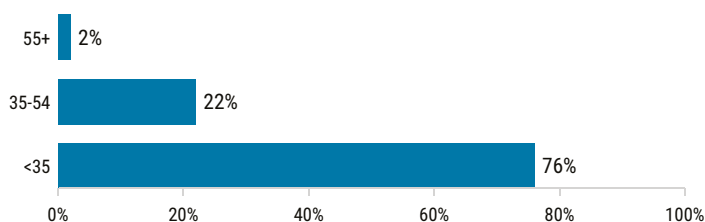
Source: National Health Workforce Accounts (NHWA) data platform, accessed Dec-2020, most recent available year.

PROJECTIONS TO 2030, DEDICATED SRMNAH EQUIVALENT (DSE) WORKFORCE



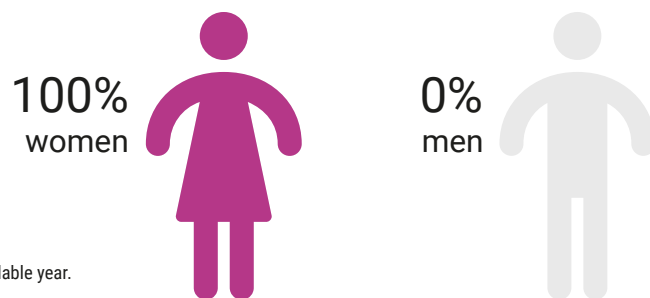
Source: SoWMy analysis, using NHWA data platform, accessed Dec-2020

Age distribution



Source: National Health Workforce Accounts (NHWA) data platform, accessed Dec-2020, most recent available year.

Gender distribution



ENABLING ENVIRONMENT

Policy environment

	Pregnancy	Childbirth	Postnatal
National policy guideline that recommends midwife-led care for pregnancy and/or childbirth and/or postnatal period for mother only, or both mother and newborn? *	Mother & newborn	Mother & newborn	Mother & newborn

	National MoH	Sub-national MoH	Regulatory authorities
Number of midwives in leadership roles in national MoH / sub-national MoH / regulatory authorities	2	1,372	111

Education

National policy / guideline on education of midwifery care providers based on ICM competencies? *	yes		
---	-----	--	--

	Direct entry	Post-nursing	Combined
Midwifery education pathway (direct entry / post-nursing / combined)?	yes	no	no

	Direct entry	Post-nursing	Combined
Duration of direct entry / post-nursing / combined education programme (months)	60	na	na

% of midwifery educators who are midwives	100		
---	-----	--	--

Regulation

National policy sets a competency framework for maternal and/or newborn care? *	yes		
---	-----	--	--

National policy on regulation of midwifery care providers based on ICM competencies? *	yes		
--	-----	--	--

Regulatory body for midwifery practice?	yes		
---	-----	--	--

	License compulsory	Periodic relicensing	Continuing development requirement
Is licensing compulsory prior to practise? / Is there periodic relicensing? / Is continuing professional development a requirement for relicensing?	yes	yes	yes

Association

	Association specifically for midwives	Other association open to midwives
Is there a professional association specifically for midwives? Is there another professional association open to midwives?	yes	no

Source: 2020 ICM survey, except those marked * which are from 2018-2019 WHO SRMNAH policy survey

POTENTIAL TO MEET NEED AND DEMAND, 2019 AND 2030

$$\text{Potential to meet NEED} = \frac{\text{Workforce time available}}{\text{Workforce time needed for universal coverage of essential SRMNAH interventions}}$$

SoWMy 2014^s



87%

SoWMy 2021



82%

2030



100%

$$\text{Potential to meet DEMAND} = \frac{\text{Supply of health workers}}{\text{Health workers system can support}}$$



2030 supply exceeds capacity to employ

^s or most recent regional SoWMy report: East & Southern Africa 2017 or Pacific States 2019

EXPLANATORY NOTES

There are 2 direct-entry midwife education programmes: (1) a 60-month Bachelor's programme (Professional Midwife) and (2) a 36-month Diploma programme (Associate Professional Midwife). The 60-month programme consists of 4 years for the BSc plus 1 year for 'clerkship'.

Source: Additional information provided by national stakeholders during data collection and validation.