



This country profile should be read in conjunction with the "How to use the country profile" document which can be found at unfpa.org/sowmy

Map is an approximation of actual country borders.

Estimated population	2019	2,172,578
Women of reproductive age (aged 15-49)	2019	541,353
Adolescents (aged 10-19)	2019	410,229
Total fertility rate (births per woman)	2015-2020	4
Live births	2019	66,720
Pregnancies	2019	92,940
Adolescent birth rate (births per 1,000 women aged 15-19)	2012	91
Maternal mortality ratio (maternal deaths per 100,000 live births)	2017	252
Neonatal mortality rate (deaths within 28 days per 1,000 live births)	2018	21
Stillbirth rate (per 1,000 total births)	2019	14
Births attended by skilled health personnel (%)	2012	89%
Modern contraceptive prevalence rate (% using modern method)	2019	29%
Unmet need for family planning (% of women of reproductive age)	2019	19%
Caesarean section rate (% of live births)	2007-2012	10%
Coverage for 4+ antenatal care visits (% of live births)	2012	78%

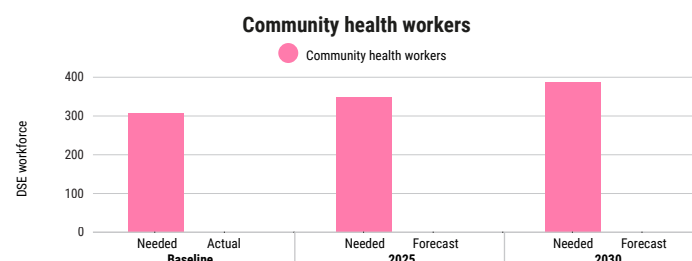
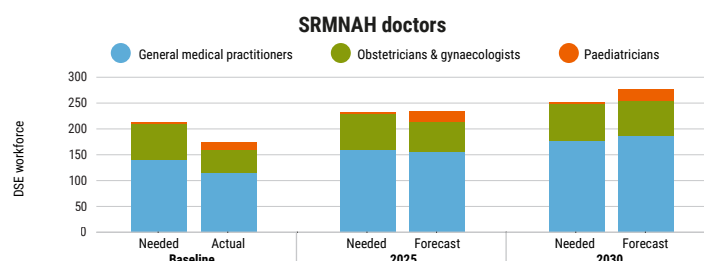
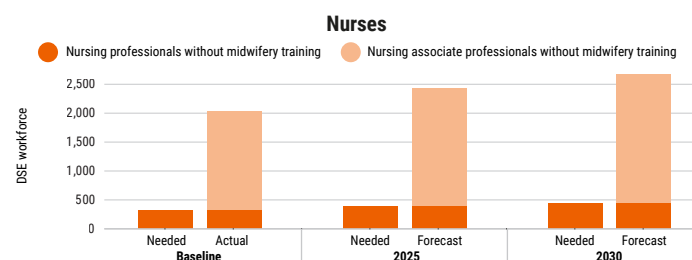
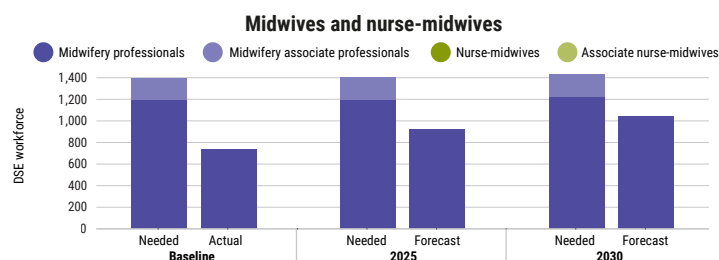
Data sources: see "How to use the country profile" document.

FULL SRMNAH WORKFORCE AVAILABILITY

Occupation group	Year	Headcount (A)	Percentage of time on SRMNAH (B)	Dedicated SRMNAH Equivalent (DSE) (A*B)	Graduates Year	Number	Density per 10,000 population
Midwifery professionals	2017	109	100%	109	nr	nr	0.5
Midwifery associate professionals	nr	nr	na	nr	nr	nr	nr
Midwives not further defined	2017	624	100%	624	nr	nr	2.9
Nursing professionals	2017	1,077		323	nr	nr	5
with midwifery training	nr	nr	na	nr	nr	nr	nr
without midwifery training	2017	1,077	30%	323	nr	nr	5
Nursing associate professionals	nr	nr		nr	nr	nr	nr
with midwifery training	nr	nr	na	nr	nr	nr	nr
without midwifery training	nr	nr	na	nr	nr	nr	nr
Nurses not further defined	2017	4,273	40%	1,709	nr	nr	19.7
Community health workers	nr	nr	na	nr	nr	nr	nr
Paramedical practitioners	2017	58	30%	17	nr	nr	0.3
Medical assistants	2017	18	30%	5	nr	nr	0.1
General medical practitioners	2017	570	20%	114	nr	nr	2.6
Obstetricians & gynaecologists	2017	89	50%	45	nr	nr	0.4
Paediatricians	2017	102	15%	15	nr	nr	0.5
Total SRMNAH workforce		6,920		2,962			31.9

Source: National Health Workforce Accounts (NHWA) data platform, accessed Dec-2020, most recent available year.

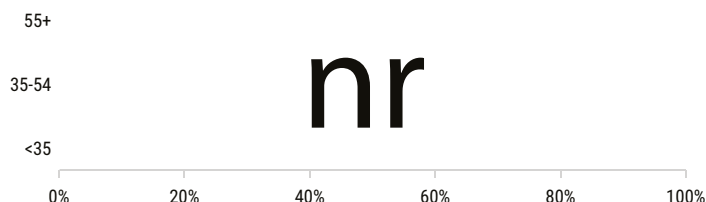
PROJECTIONS TO 2030, DEDICATED SRMNAH EQUIVALENT (DSE) WORKFORCE



Source: SoWMy analysis, using NHWA data platform, accessed Dec-2020

WIDER MIDWIFERY WORKFORCE DEMOGRAPHY - Midwives and nurse-midwives (professionals and associates)

Age distribution



Source: National Health Workforce Accounts (NHWA) data platform, accessed Dec-2020, most recent available year.

Gender distribution



ENABLING ENVIRONMENT

Policy environment

	Pregnancy	Childbirth	Postnatal
National policy guideline that recommends midwife-led care for pregnancy and/or childbirth and/or postnatal period for mother only, or both mother and newborn? *	Mother & newborn	Mother & newborn	Mother & newborn

	National MoH	Sub-national MoH	Regulatory authorities
Number of midwives in leadership roles in national MoH / sub-national MoH / regulatory authorities	4	4	0

Education

National policy / guideline on education of midwifery care providers based on ICM competencies? *	no		
---	----	--	--

	Direct entry	Post-nursing	Combined
Midwifery education pathway (direct entry / post-nursing / combined)?	yes	no	no

	Direct entry	Post-nursing	Combined
Duration of direct entry / post-nursing / combined education programme (months)	36	na	na

% of midwifery educators who are midwives	4		
---	---	--	--

Regulation

National policy sets a competency framework for maternal and/or newborn care? *	yes		
---	-----	--	--

National policy on regulation of midwifery care providers based on ICM competencies? *	yes		
--	-----	--	--

Regulatory body for midwifery practice?	yes		
---	-----	--	--

	License compulsory	Periodic relicensing	Continuing development requirement
Is licensing compulsory prior to practise? / Is there periodic relicensing? / Is continuing professional development a requirement for relicensing?	yes	yes	no

Association

	Association specifically for midwives	Other association open to midwives
Is there a professional association specifically for midwives? Is there another professional association open to midwives?	yes	yes

Source: 2020 ICM survey, except those marked * which are from 2018-2019 WHO SRMNAH policy survey

POTENTIAL TO MEET NEED AND DEMAND, 2019 AND 2030

$$\text{Potential to meet NEED} = \frac{\text{Workforce time available}}{\text{Workforce time needed for universal coverage of essential SRMNAH interventions}}$$

SoWMy 2014^s



99%

SoWMy 2021



76%

2030



85%

$$\text{Potential to meet DEMAND} = \frac{\text{Supply of health workers}}{\text{Health workers system can support}}$$



2030 supply **matches** capacity to employ

^s or most recent regional SoWMy report: East & Southern Africa 2017 or Pacific States 2019

EXPLANATORY NOTES

Only those educated in other countries are required to obtain a permit to practise. A bill has been approved to create a Midwifery Council (l'Ordonnance 0009/PR/2020).

Source: Additional information provided by national stakeholders during data collection and validation.

Key:
na = not applicable
nr = not reported

dk = don't know
MoH = Ministry of Health