



Medical Devices Procurement Spend Analysis 2014

Compiled by Sergey Khvedchenya and Nicolai Belousov

Table of Contents

Table of Contents.....	2
Executive Summary	3
Overall	4
By Sub-Category.....	5
By Region - Overall.....	6
By Region – AFRICA	7
By Region – APD (Asia Pacific)	8
By Region – DAS (Division of Arab States).....	9
By Region – EECA (Eastern Europe and Central Asia)	10
By Region – LAC (Latin America and Caribbean).....	11
By Country (Excluding ERH Kits).....	12
By Vendor	13
By Freight Type.....	14
By Freight Term	15
By Item (Excluding ERH Kits)	16
Special Section on Emergency Reproductive Health (ERH Kits).....	17
Special Section on Fistula Kits.....	20
ANNEX 1: Procurement Spend By Item (Excluding Fistula and ERH Kits).....	22

Executive Summary

The highlights of 2014 results are as follows:

1. How much Medical Devices were procured in 2014?

Total **22,071,723 USD** consisting of 715 POs including ERH Kits excluding freight

2. Which countries spent the most on medical devices?

Yemen (3,398,135.45 USD), Zimbabwe (1,132,566.72 USD) and Ethiopia (878,735.50 USD).

3. Which region spent the most on medical devices?

Africa with USD 14,013,221.50.

4. Which top 3 sub-categories received the most orders?

Emergency Reproductive Health Kits (ERH Kits) (6,019,182.26 USD, 27.27%) Medical & Surgical Instruments (4,342,654 USD, 19.68%) and Hospital Equipment & Furniture (3,173,295 USD, 14.38%).

5. Which top 3 items were most commonly procured?

Anaesthesia machine (USD 869,933.00), Hospital Bed (679,591.88) and Gynaecological table (633,215.66)

6. Which freight Term is the most common?

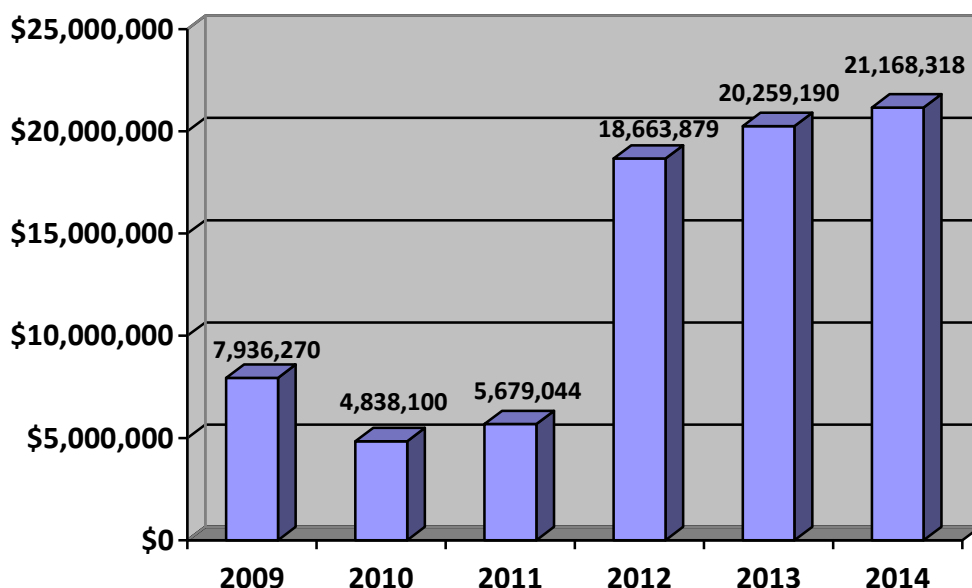
CPT (96.64%)

7. Which freight type is the most common?

There was almost equal split between medical devices transported by SEA (45.49%) and by Air (43.04%),

Overall

A total of **715 POs** were issued in 2014 for Medical Devices for a total value of **22,071,723 USD** including **Emergency Reproductive Health Kits (ERH Kits)** and **Fistula kits**. Procurement volume in the past 6 years has been gradually increasing * (* the graph excludes ERH Kits and Fistula kits in 2009, 2010 and 2011).



In 2014, UNFPA's medical device procurement spent composed of **366 unique item lines**, grouped in 13 sub-categories.

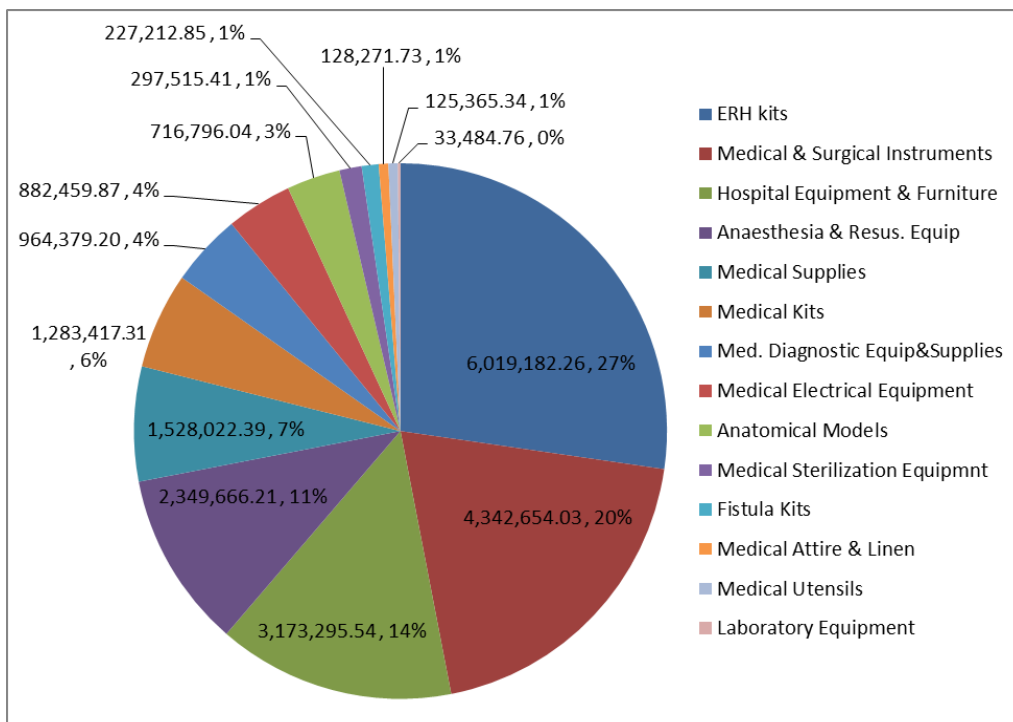
#	List of Sub-Category
1	Anaesthesia & Resus. Equip
2	Anatomical Models
3	Hospital Equipment & Furniture
4	Laboratory Equipment
5	Med. Diagnostic Equip&Supplies
6	Medical & Surgical Instruments
7	Medical Attire & Linen
8	Medical Electrical Equipment
9	Medical Kits
10	Medical Sterilization Equipmnt
11	Medical Supplies
12	Medical Utensils
13	Fistula Kits
14	ERH kits

By Sub-Category

Emergency Reproductive Health Kits (ERH Kits) (6,019,182.26 USD, 27.27%,) received the most orders followed by Medical & Surgical Instruments (4,342,654.03 USD, 19.68%) and Hospital Equipment & Furniture (3,173,295.54 USD, 14.38%).

Table showing Medical Devices items by descending order based on value (USD).

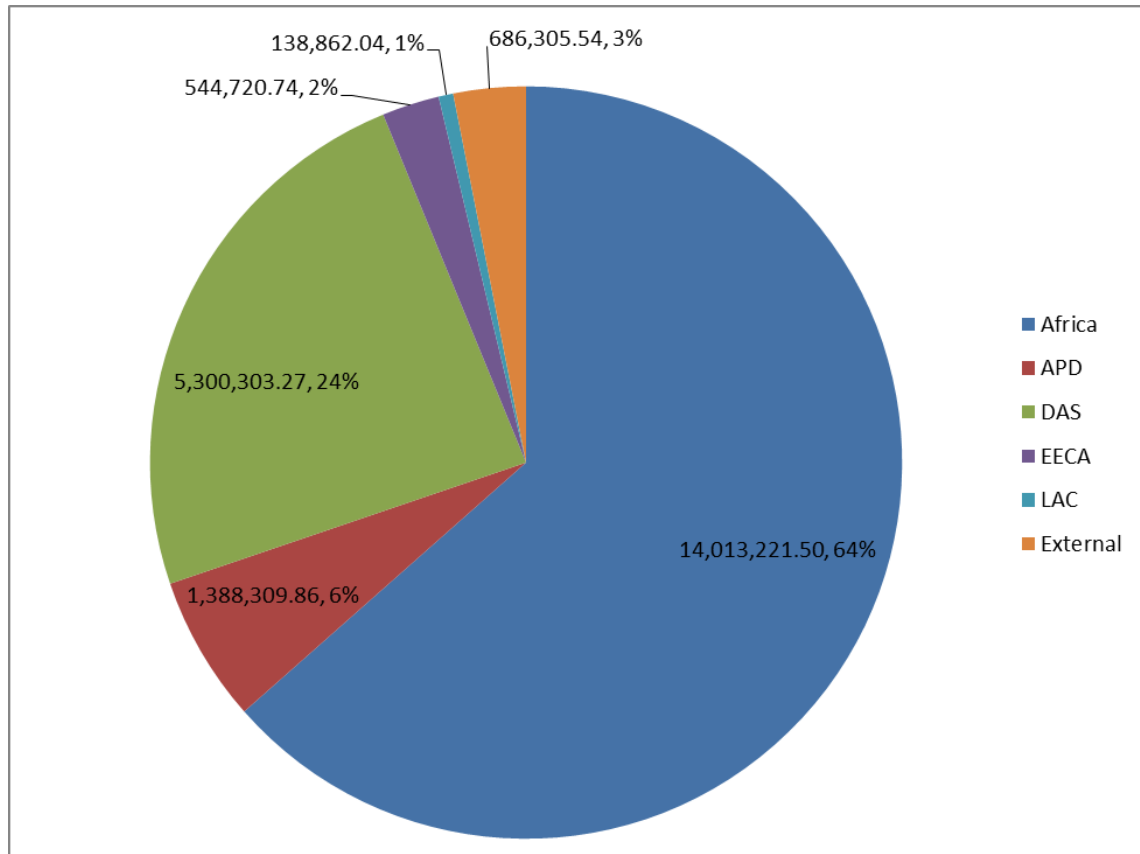
Sub Category	Value (USD)	Value %
ERH kits	6,019,182.26	27.27%
Medical & Surgical Instruments	4,342,654.03	19.68%
Hospital Equipment & Furniture	3,173,295.54	14.38%
Anaesthesia & Resus. Equip	2,349,666.21	10.65%
Medical Supplies	1,528,022.39	6.92%
Medical Kits	1,283,417.31	5.81%
Med. Diagnostic Equip&Supplies	964,379.20	4.37%
Medical Electrical Equipment	882,459.87	4.00%
Anatomical Models	716,796.04	3.25%
Medical Sterilization Equipmnt	297,515.41	1.35%
Fistula Kits	227,212.85	1.03%
Medical Attire & Linen	128,271.73	0.58%
Medical Utensils	125,365.34	0.57%
Laboratory Equipment	33,484.76	0.15%
Grand total	22,071,722.94	100%



By Region - Overall

AFRICA region received highest volume of supplies in 2014 (14,013,221.50 USD, 63.49%).

Region	Value (USD)	Value (%)
Africa	14,013,221.50	63.49%
APD	1,388,309.86	6.29%
DAS	5,300,303.27	24.01%
EECA	544,720.74	2.47%
LAC	138,862.04	0.63%
External*	686,305.54	3.11%
Grand Total	22,071,722.95	100%

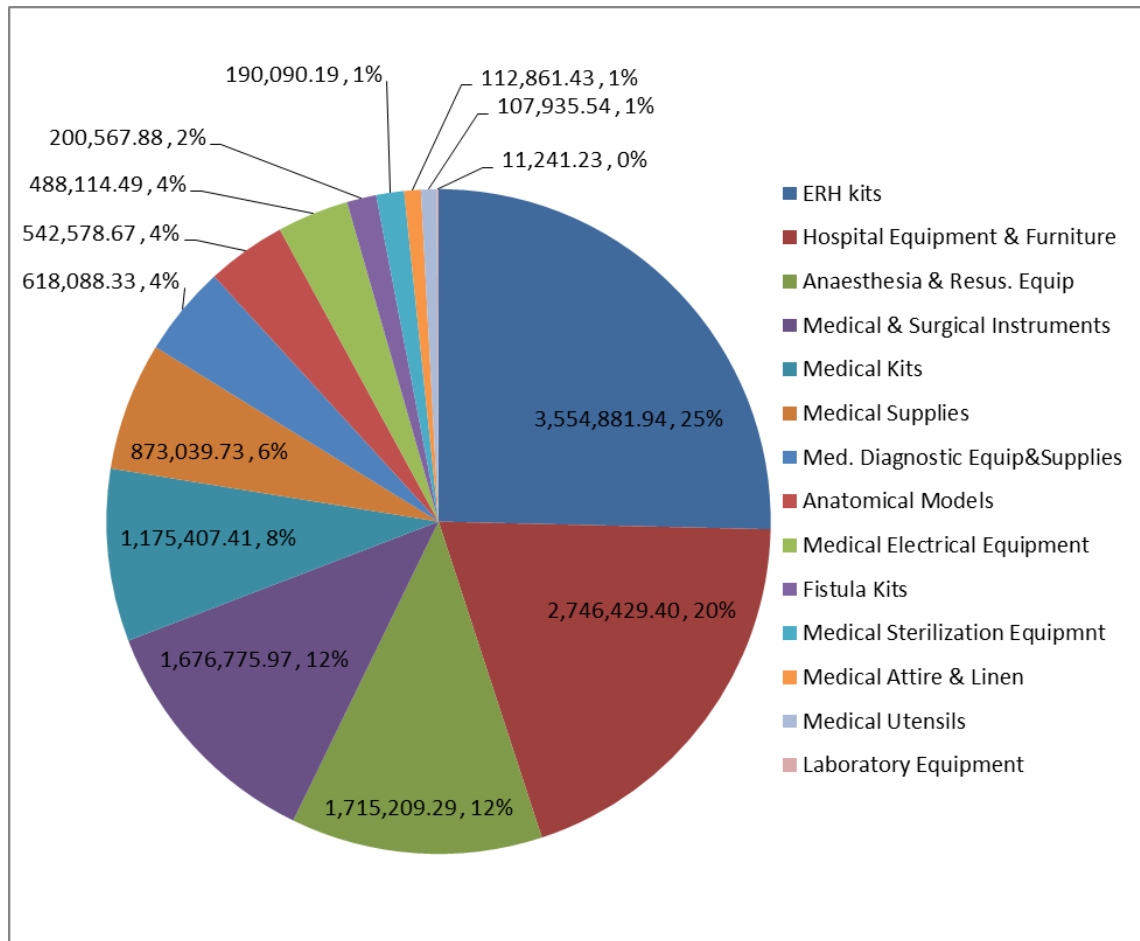


* Third party procurement orders sent to stock of partners instead of directly to countries are separated above into "External".

By Region – AFRICA

Top 3 sub-categories procured for Africa region are **ERH Kits, Hospital Equipment & Furniture** and **Anaesthesia & Resus. Equip**, together representing **57.21%** of region's total purchase.

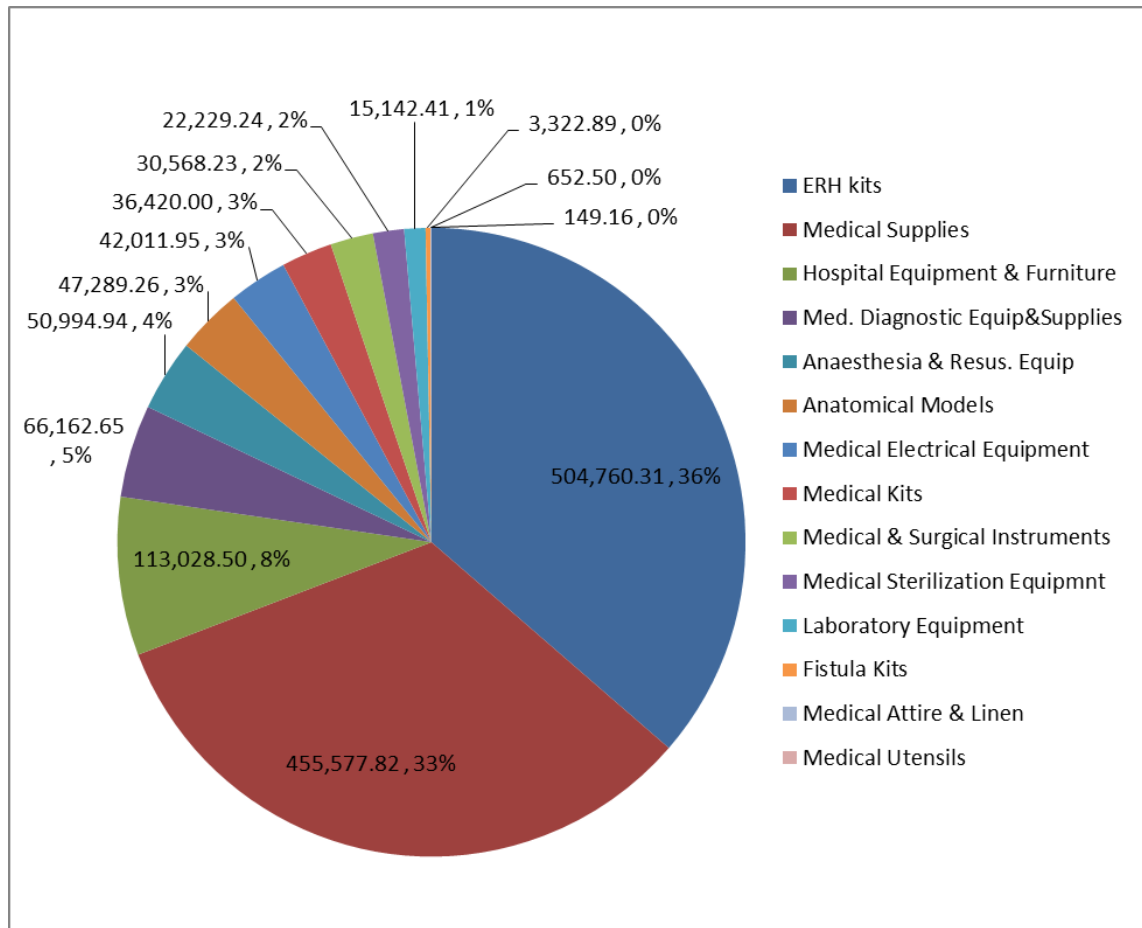
Category	Value, USD	Value, %
ERH kits	3,554,881.94	25.37%
Hospital Equipment & Furniture	2,746,429.40	19.60%
Anaesthesia & Resus. Equip	1,715,209.29	12.24%
Medical & Surgical Instruments	1,676,775.97	11.97%
Medical Kits	1,175,407.41	8.39%
Medical Supplies	873,039.73	6.23%
Med. Diagnostic Equip&Supplies	618,088.33	4.41%
Anatomical Models	542,578.67	3.87%
Medical Electrical Equipment	488,114.49	3.48%
Fistula Kits	200,567.88	1.43%
Medical Sterilization Equipmnt	190,090.19	1.36%
Medical Attire & Linen	112,861.43	0.81%
Medical Utensils	107,935.54	0.77%
Laboratory Equipment	11,241.23	0.08%
Grand Total	14,013,221.50	100%



By Region – APD (Asia Pacific)

Top 3 sub-categories procured by APD region are **ERH Kits, Medical Supplies** and **Hospital Equipment & Furniture**, together representing **77.31%** of the region's total purchase.

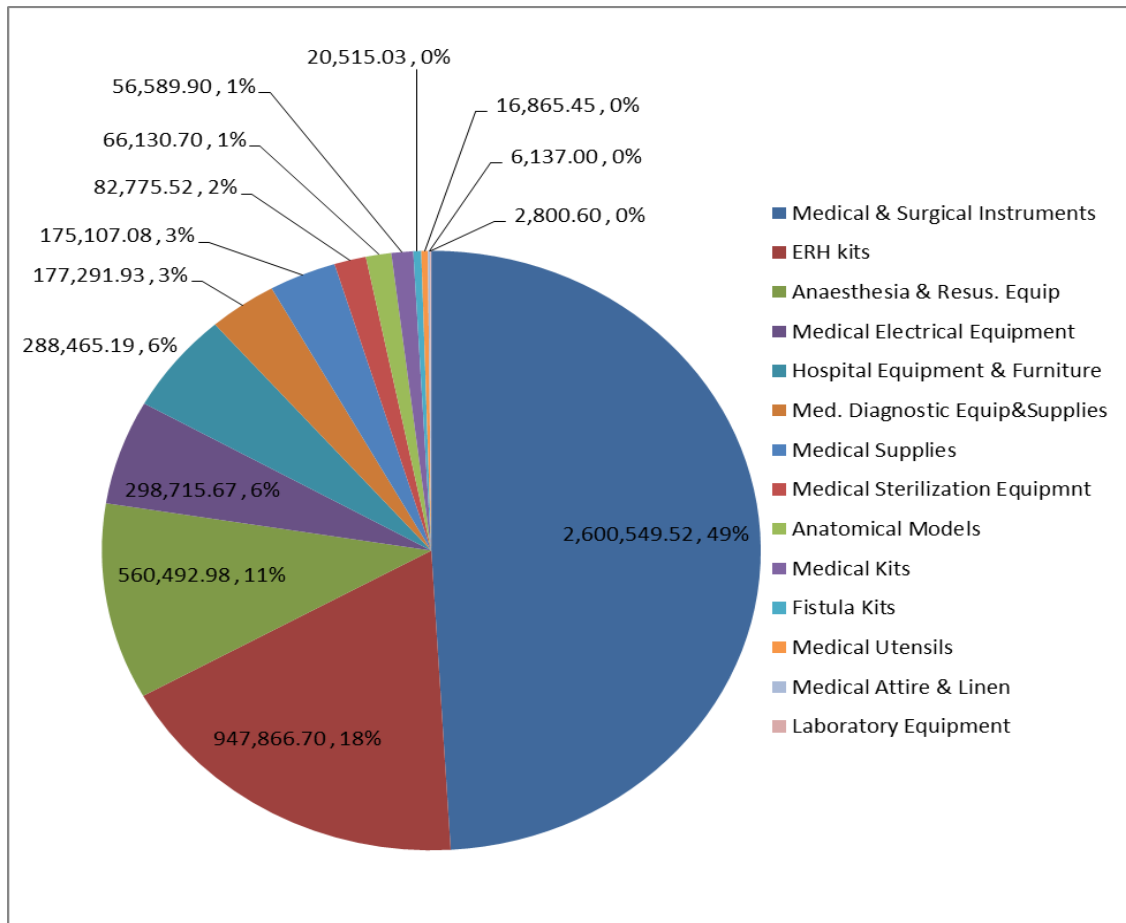
Category	Value, USD	Value, %
ERH kits	504,760.31	36.36%
Medical Supplies	455,577.82	32.82%
Hospital Equipment & Furniture	113,028.50	8.14%
Med. Diagnostic Equip&Supplies	66,162.65	4.77%
Anaesthesia & Resus. Equip	50,994.94	3.67%
Anatomical Models	47,289.26	3.41%
Medical Electrical Equipment	42,011.95	3.03%
Medical Kits	36,420.00	2.62%
Medical & Surgical Instruments	30,568.23	2.20%
Medical Sterilization Equipmnt	22,229.24	1.60%
Laboratory Equipment	15,142.41	1.09%
Fistula Kits	3,322.89	0.24%
Medical Attire & Linen	652.50	0.05%
Medical Utensils	149.16	0.01%
Grand Total	1,388,309.86	100%



By Region – DAS (Division of Arab States)

Top 3 sub-categories procured by DAS region are **Medical & Surgical Instruments** , **ERH Kits**, and **Anaesthesia & Resus Equip**, together representing **77.52 %** of the region’s total purchase.

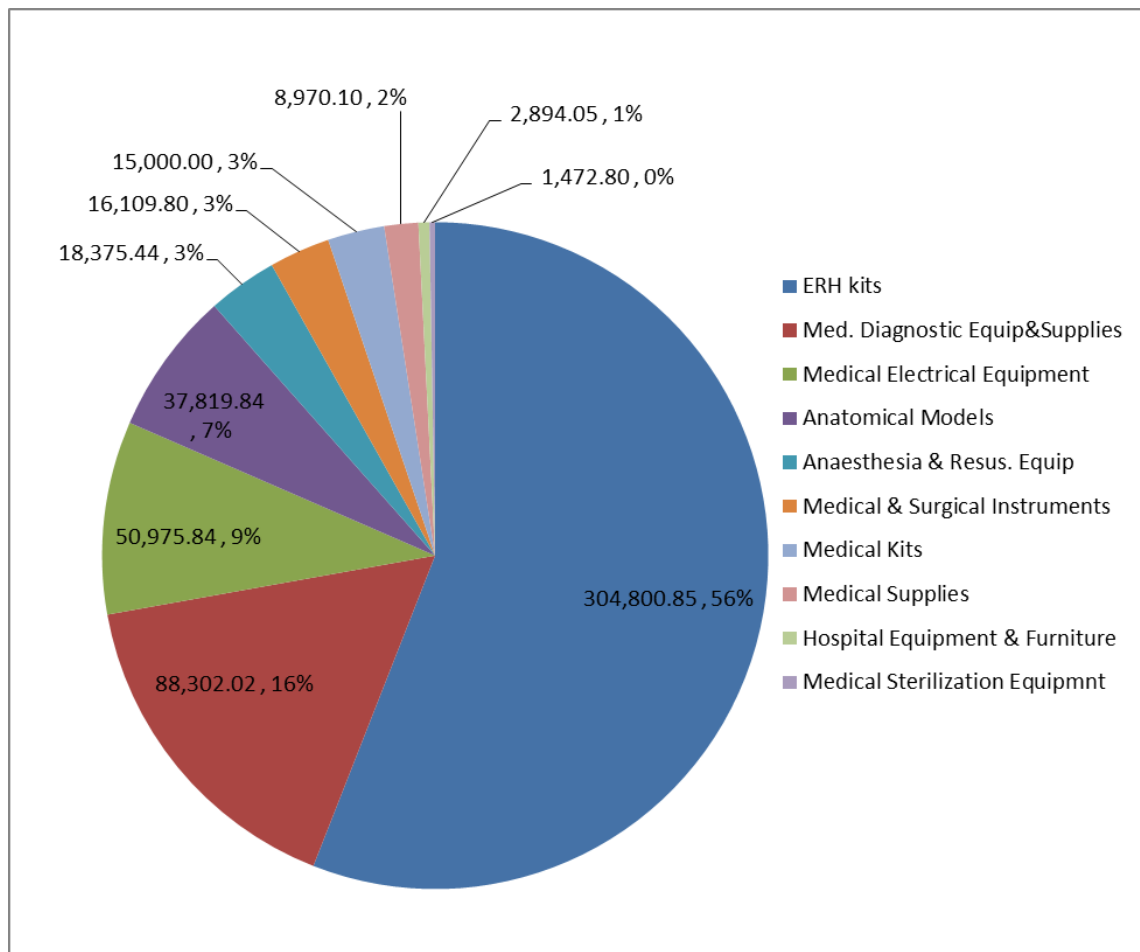
Category	Value, USD	Value, %
Medical & Surgical Instruments	2,600,549.52	49.06%
ERH kits	947,866.70	17.88%
Anaesthesia & Resus. Equip	560,492.98	10.57%
Medical Electrical Equipment	298,715.67	5.64%
Hospital Equipment & Furniture	288,465.19	5.44%
Med. Diagnostic Equip&Supplies	177,291.93	3.34%
Medical Supplies	175,107.08	3.30%
Medical Sterilization Equipmnt	82,775.52	1.56%
Anatomical Models	66,130.70	1.25%
Medical Kits	56,589.90	1.07%
Fistula Kits	20,515.03	0.39%
Medical Utensils	16,865.45	0.32%
Medical Attire & Linen	6,137.00	0.12%
Laboratory Equipment	2,800.60	0.05%
Grand Total	5,300,303.27	100%



By Region – EECA (Eastern Europe and Central Asia)

Top 3 sub-categories procured by EECA region are **ERH Kits, Med. Diagnostic Equip&Supplies** and **Medical Electrical Equipment**, together representing **81,52%** of the region's total purchase.

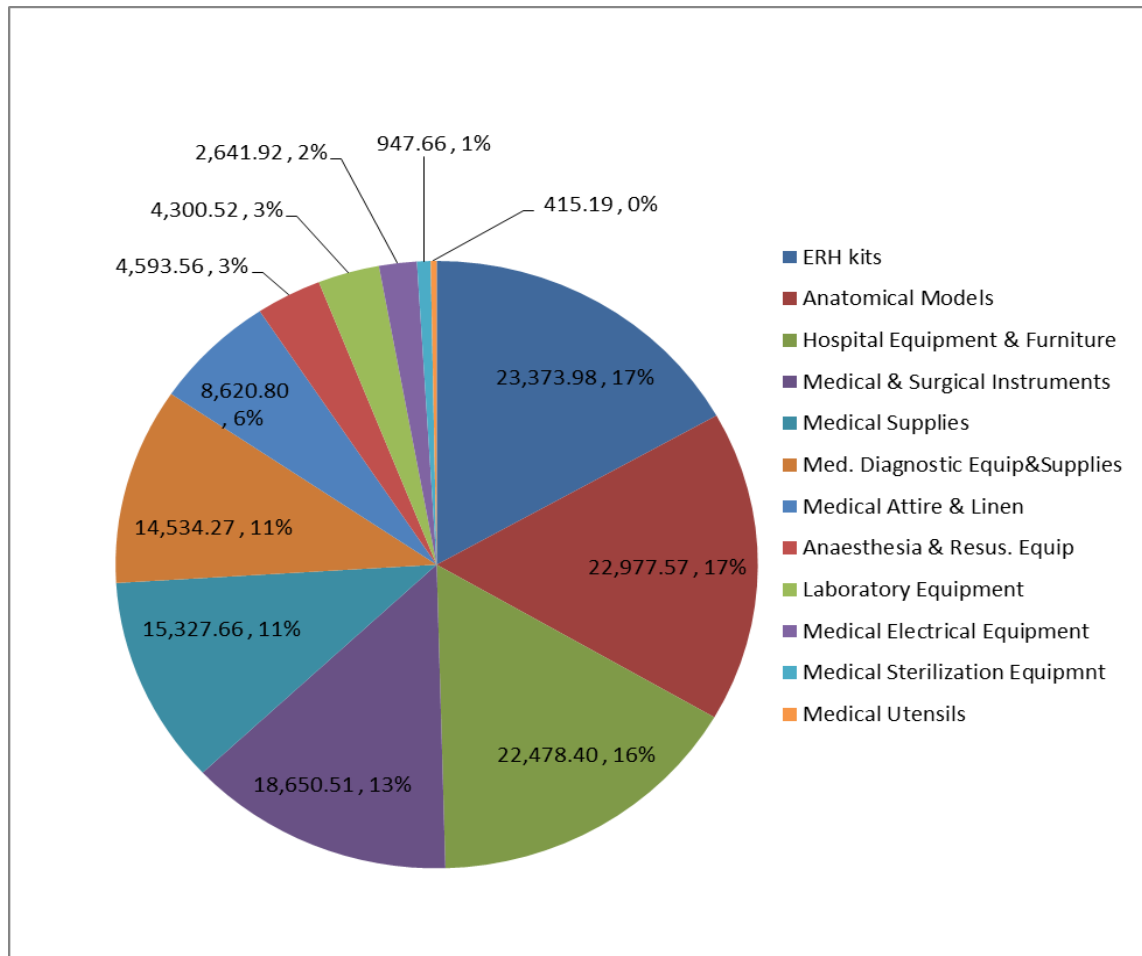
Category	Value, USD	Value, %
ERH kits	304,800.85	55.96%
Med. Diagnostic Equip&Supplies	88,302.02	16.21%
Medical Electrical Equipment	50,975.84	9.36%
Anatomical Models	37,819.84	6.94%
Anaesthesia & Resus. Equip	18,375.44	3.37%
Medical & Surgical Instruments	16,109.80	2.96%
Medical Kits	15,000.00	2.75%
Medical Supplies	8,970.10	1.65%
Hospital Equipment & Furniture	2,894.05	0.53%
Medical Sterilization Equipmnt	1,472.80	0.27%
ERH kits	304,800.85	55.96%
Med. Diagnostic Equip&Supplies	88,302.02	16.21%
Grand Total	544,720.74	100%



By Region – LAC (Latin America and Caribbean)

Top 3 sub-categories procured by LAC region are **ERH kits**, **Anatomical Models** and **Hospital Equipment and Furniture**, together representing **49.57%** of the region's total purchase.

LAC	Value (USD)	Value (%)
ERH kits	23,373.98	16.83%
Anatomical Models	22,977.57	16.55%
Hospital Equipment & Furniture	22,478.40	16.19%
Medical & Surgical Instruments	18,650.51	13.43%
Medical Supplies	15,327.66	11.04%
Med. Diagnostic Equip&Supplies	14,534.27	10.47%
Medical Attire & Linen	8,620.80	6.21%
Anaesthesia & Resus. Equip	4,593.56	3.31%
Laboratory Equipment	4,300.52	3.10%
Medical Electrical Equipment	2,641.92	1.90%
Medical Sterilization Equipmnt	947.66	0.68%
Medical Utensils	415.19	0.30%
Grand Total	138,862.04	100%



By Country (Excluding ERH Kits)

Highest values of medical devices were supplied in 2014 to **Yemen (3,398,135.45 USD)**, **Zimbabwe (1,132,566.72 USD)** and **Ethiopia (878,735.50)**

Top 30 countries value-wise in 2014

Country	Region	Amount, USD
Yemen	DAS	3,398,135.45
Zimbabwe	Africa	1,132,566.72
Ethiopia	Africa	878,735.50
Uganda	Africa	854,687.60
Mozambique	Africa	758,673.75
Cameroon	Africa	672,743.72
Nigeria	Africa	650,345.58
Cote D'Ivoire	Africa	519,108.99
Benin	Africa	497,108.88
Congo, The Democratic Republic	Africa	488,630.53
Kenya	Africa	432,702.08
Myanmar	APD	353,761.05
Sierra Leone	Africa	336,474.40
Guinea	Africa	276,366.12
Sao Tome and Principe	Africa	268,255.40
Tanzania	Africa	265,946.90
Togo	Africa	252,342.89
Sudan	DAS	248,117.00
Lebanon	DAS	215,691.03
South Sudan	Africa	210,928.70
Guinea-Bissau	Africa	178,884.94
Eritrea	Africa	172,514.92
Djibouti	DAS	159,543.61
Madagascar	Africa	147,447.91
Senegal	Africa	146,972.18
Niger	Africa	144,812.32
Chad	Africa	141,621.15
Burundi	Africa	136,448.50
Bangladesh	APD	135,631.40
Somalia	DAS	124,965.00

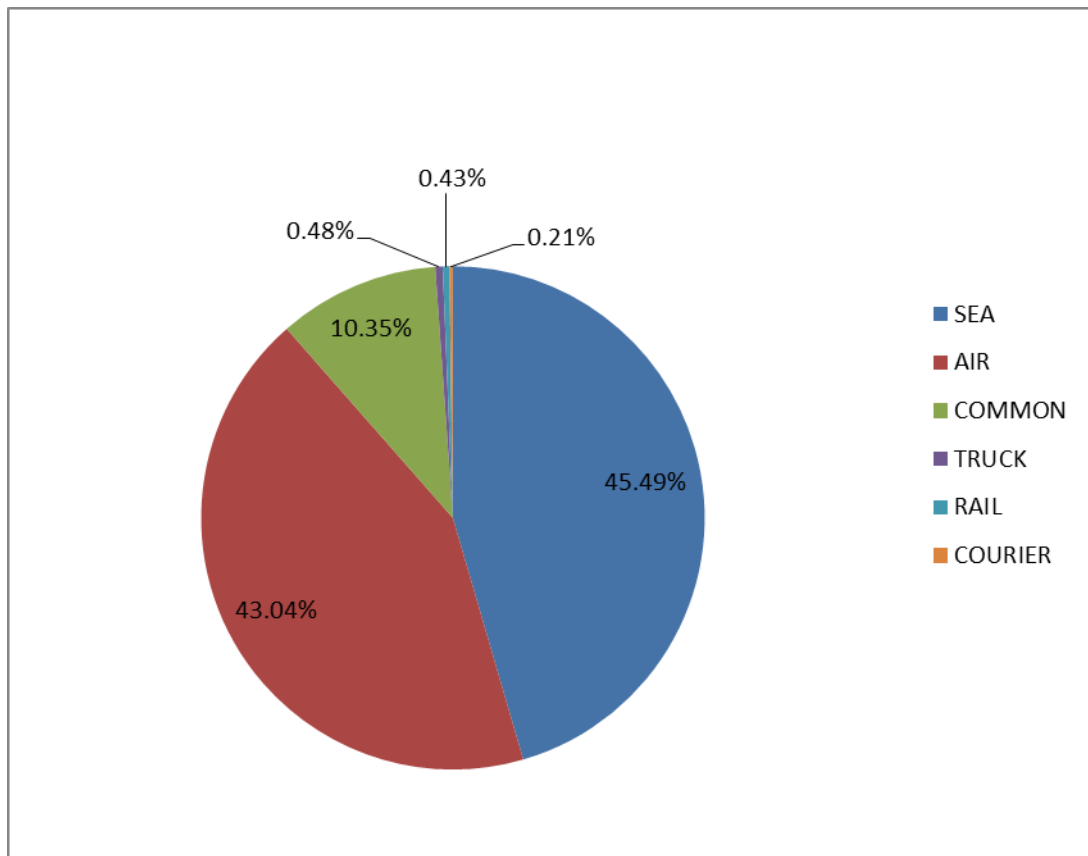
By Vendor

Among all suppliers (including 9 LTA suppliers) value-wise most order were placed with **IMRES (5,819,716.22 USD, 26.37%)**, **Fleischhacker (4,710,942.71 USD, 21.34%)** and **The Medical Export Group (3,125,571.74 USD, 14.16%)**. Other non-LTA suppliers (excluding UN agencies) received in total **2.43%** of the orders (**536,193 USD**).

Vendor	Value, USD	Value, %
IMRES B.V.	5,819,716.22	26.37%
FLEISCHHACKER GMBH AND CO. KG	4,710,942.71	21.34%
THE MEDICAL EXPORT GROUP BV	3,125,571.74	14.16%
FAZZINI S.R.L.	3,088,448.96	13.99%
UNICEF SUPPLY DIVISION	2,972,327.09	13.47%
PEAK INTERNATIONAL TRADE (TIANJIN)CO LTD	1,221,514.95	5.53%
CIRC MEDTECH LIMITED	311,520.00	1.41%
WOMANCARE GLOBAL	244,929.47	1.11%
GAUMARD SCIENTIFIC COMPANY	132,250.30	0.60%
EAGLE SCIENTIFIC LIMITED	105,418.30	0.48%
MEDGYN INTERNATIONAL	95,460.00	0.43%
LAERDAL MEDICAL AS	94,544.00	0.43%
PFIZER OVERSEAS LLC (EXPORT DIVISION)	58,608.00	0.27%
CYCLE TECHNOLOGIES, INC.	46,860.00	0.21%
WORLD FOOD PROGRAM	19,866.00	0.09%
VMG HEALTHCARE PRODUCTS NINGBO CO LTD	12,569.90	0.06%
BAYER PHARMA AG	5,400.00	0.02%
MISSIONPHARMA A/S	1,638.24	0.01%
3B SCIENTIFIC GMBH	1,512.07	0.01%
TOP SOURCES TRADING LTD	1,320.00	0.01%
CORPORATE CHANNELS INDIA PRIVATE LIMITED	1,305.00	0.01%
Grand Total	22,071,722.95	100%

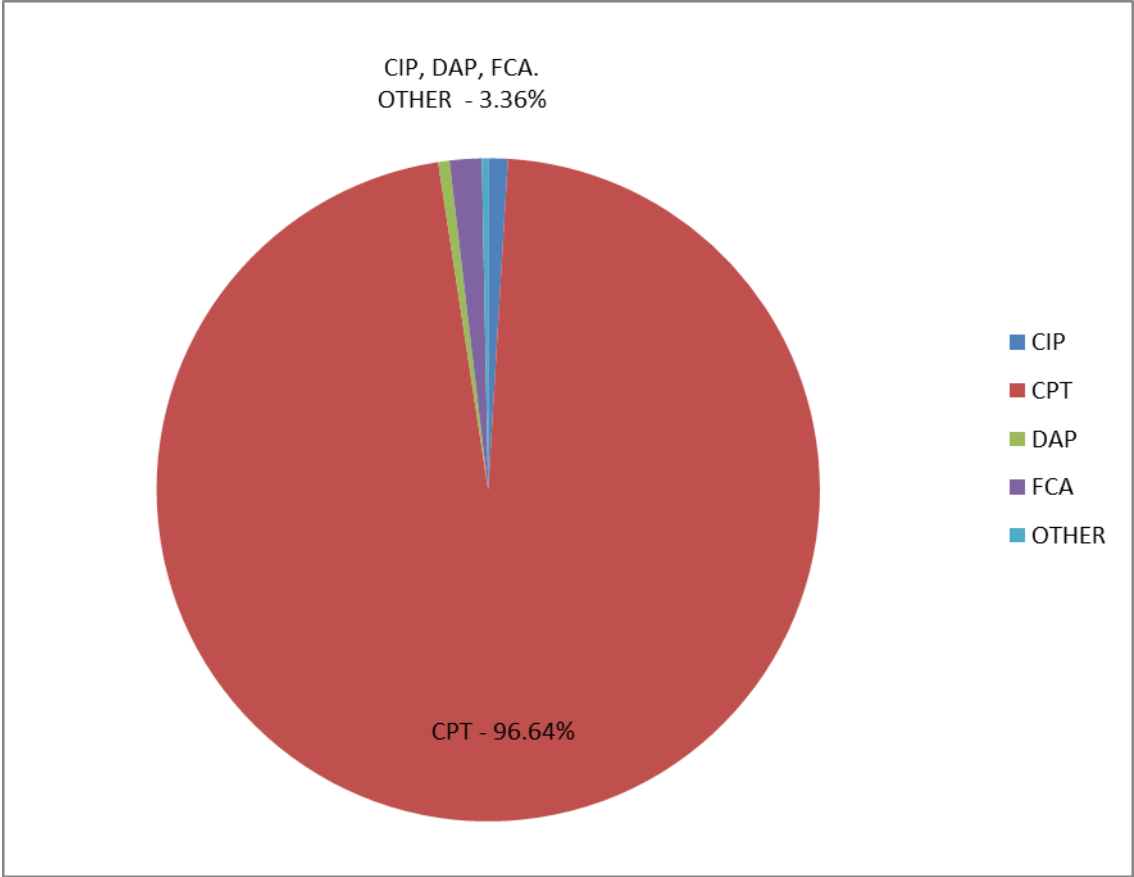
By Freight Type

There was almost equal split between medical devices transported by **SEA (45.49%)** and by **Air (43.04%)**, although this figure may not be so accurate due to errors in entering POs (COMMON is incorrectly reflected mode of transport in the UNFPA ERP system).



By Freight Term

The majority of **medical devices (96.64%)** orders were issued to the vendor **under CPT** INCOTERM, while the rest **(3.36%)** were either CIP, DAP, FCA or other terms.



By Item (Excluding ERH Kits)

The following table shows the top 30 medical devices procured in 2014 in terms of value:

No	Product	Value, USD	Quantity
1	Anaesthesia machine	869,933.00	115
2	Hospital bed	679,591.88	1,806
3	Gynaecological table	633,215.66	1,463
4	Vacuum extractor	608,486.03	1,841
5	Incubator	563,191.00	124
6	Gloves	554,457.86	571,890
7	Delivery bed	428,608.08	873
8	Ultrasound scanner	401,697.47	119
9	Operating table	391,667.22	129
10	Suction pump	339,226.77	898
11	Midwifery Kit	286,530.00	1,857
12	Baby warmer	270,035.62	122
13	MVA Ipas kit	244,911.47	119,852
14	Scale	224,657.45	2,165
15	Gauze	213,440.29	95,901
16	Light	203,209.90	1,305
17	Electrosurgical unit	180,535.32	48
18	Female contraception simulator	179,480.19	2,485
19	Oxygen concentrator	172,874.43	259
20	Cannula	172,379.67	41,402
21	Trolley	172,300.17	379
22	Cabinet	170,998.18	559
23	Syringe	170,884.41	812,994
24	Speculum	155,710.69	32,826
25	Resuscitator	147,767.73	1,347
26	Forceps	141,412.65	44,011
27	Childbirth simulator	130,210.28	638
28	Examination table	128,554.00	796
29	Aspirator	121,238.22	277
30	Colposcope	118,893.60	20

For the complete list please see Annex 1.

Special Section on Emergency Reproductive Health (ERH Kits)

The ERH Kits is a special category of medical devices with a high calling. It requires a high level of service and speed in responsiveness, and thus can be highly demanding on suppliers. It requires responsiveness for delivery within 24 hours from the receipt of notification, often by air freight. When a crisis strikes, it requires suppliers which have the agility and a highly organized and efficient infrastructure and logistical capability to respond even during holidays to meet the crisis needs. Suppliers with special permit with custom authorities to meet emergency needs have added advantage.

The ERH Kits consists of 18 kits as follows:

ERH Kits	Description
ERH KIT 0	Administration and Training Kit
ERH KIT 1A	Male Condom Kit (handling only)
ERH KIT 1B	Female Condom Kit (handling only)
ERH KIT 2A	Clean Delivery Kit – Individual
ERH KIT 2B	Clean Delivery Kit – For Use By Birth Attendants
ERH KIT 3	Rape Treatment Kit
ERH KIT 4	Oral & Injectable Contraception Kit
ERH KIT 5	Treatment of Sexually Transmitted Infections Kit
ERH KIT6A	Clinical Delivery Assistance - Reusable Equipment Kit
ERH KIT6B	Clinical Delivery Assistance - Drug & Disposable Equipment Kit
ERH KIT 7	Intra Uterine Device (IUD) Kit
ERH KIT 8	Management of Complications of Miscarriage Kit
ERH KIT 9	Suture of Tears (Cervical & Vaginal) & Vaginal Examination Kit
ERH KIT 10	Vacuum Extraction Delivery Kit
ERH KIT 11A	Referral Level for RH - Reusable Equipment Kit
ERH KIT 11B	Referral Level for RH - Drugs & Disposable Equipment Kit
ERH KIT12	Blood Transfusion Kit
ERH PEP KIT	Occupational Post-Exposure Prophylaxis (PEP) for 1 staff member - 30 days

A total of **10,532 ERH kits** with the value of **6,019,182.26 USD** were procured in 2014. The ERH Kits were shared by 2 LTA suppliers. IMRES received the majority of the orders (**5,501,731.22 USD, 91.4%**) and Peak received **517,451.05 USD (8.6%)**.

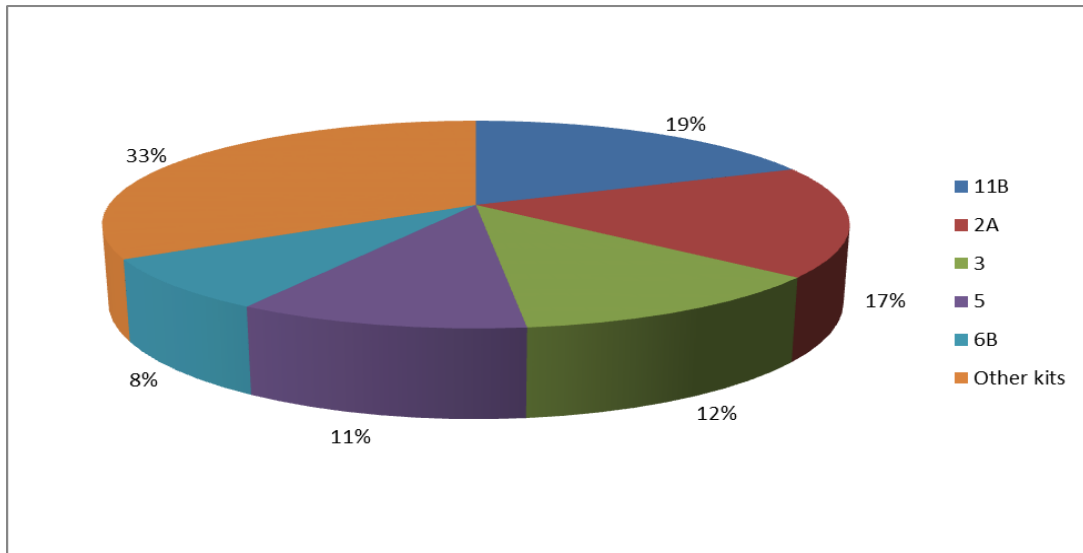
Some of the kits were procured for direct shipment to countries. However majority of the kits were purchased and kept in stock (at suppliers) allowing quick dispatch upon request. Figures for kits actually dispatched were used for the below statistics.

The most demanded kits in 2014 by value were Kit 11B (304 kits, 1,131,503.65 USD), 2A (1,958 kits, 1,036,313.34 USD) and Kit 3 (1,218 kits, 733,061.52 USD).

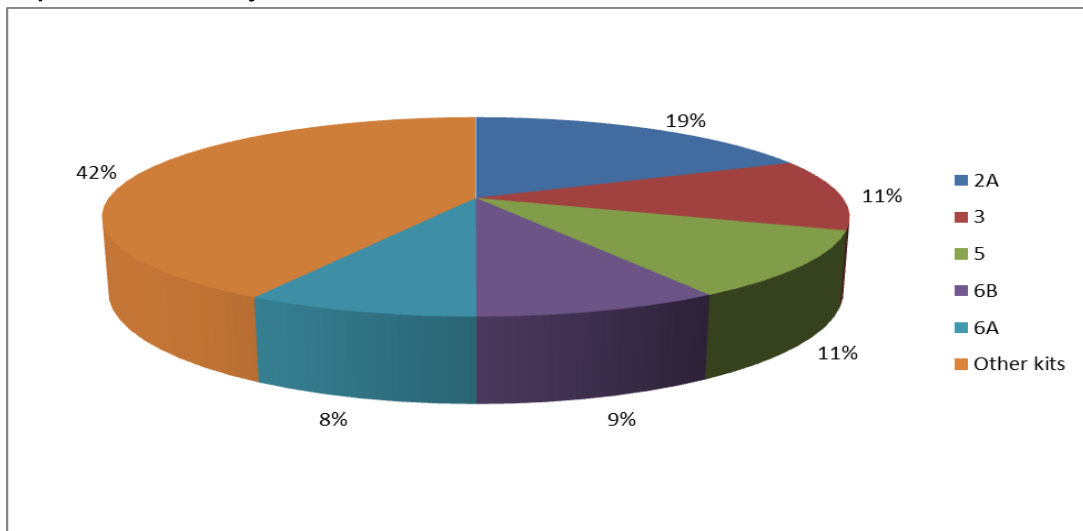
Below table shows the procurement of ERH Kits sorted by value:

Kit No	Quantities, kits			Values, \$		
	2012	2013	2014	2012	2013	2014
11B	292	344	304	1,107,464	1,307,544	1,131,504
2A	3,106	1,628	1,958	1,585,958	857,053	1,036,313
3	1,204	1,022	1,218	707,383	632,241	733,062
5	594	1,092	1,146	347,718	667,710	636,149
6B	606	1,079	942	308,132	552,448	482,304
6A	454	1,283	887	219,854	621,485	429,663
8	318	646	525	182,164	370,061	300,746
12	189	223	183	205,668	242,668	199,141
11A	363	375	375	189,641	197,061	197,062
1A	479	623	356	269,316	321,817	191,300
9	408	803	480	153,755	302,611	180,888
4	564	761	351	238,581	339,056	156,716
10B	67	118	124	66,986	117,986	123,985
2B	867	1,067	811	76,504	100,750	75,733
7	965	552	376	189,454	100,417	68,090
1B	440	179	115	191,414	66,390	42,381
10A	202	292	313	16,628	24,046	25,775
0	4	108	68	492	13,295	8,371
Total	11,122	12,195	10,532	6,057,112.00	6,834,639.00	6,019,182.26

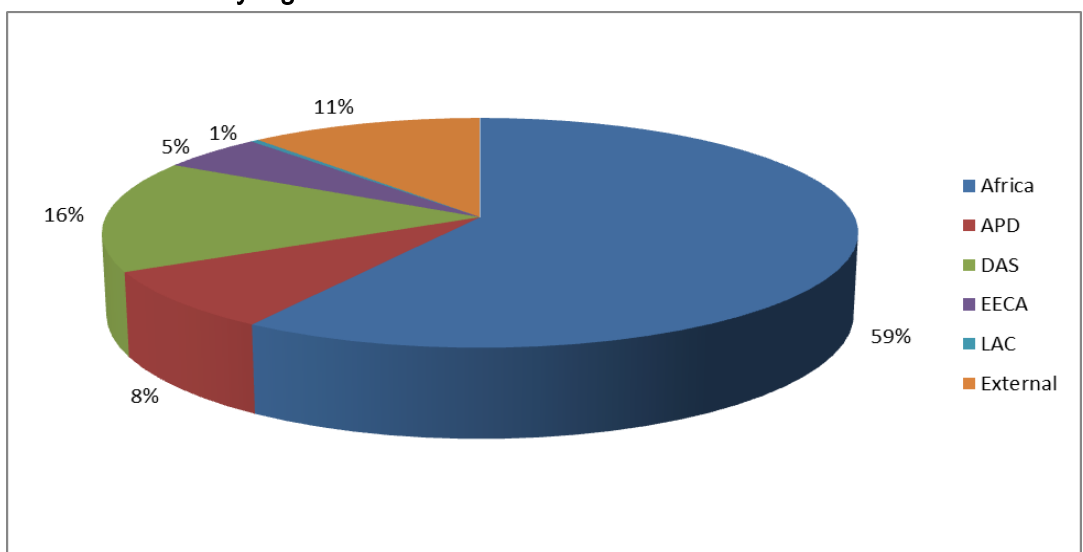
Top 5 demand kits by value in 2014



Top 5 demand kits by volume in 2014



ERH kits demand by region



Special Section on Fistula Kits

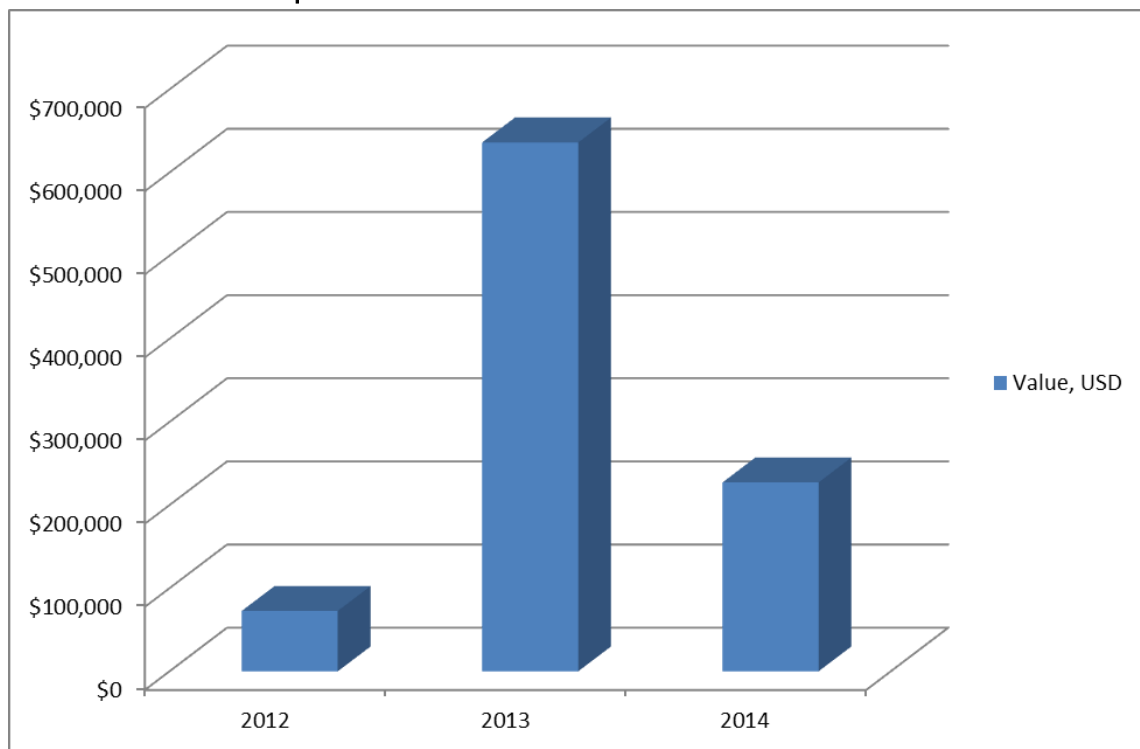
UNFPA has been the leading partner in the Campaign to End Fistula and support several programmes in the field to put an end to fistula. Two fistula kits were developed in collaboration with expert fistula surgeons and designed to provide the necessary materials for performing surgical repairs of fistula:

- Kit 1 – all necessary medical instruments to do one fistula repair. The equipment can be sterilized and reused;
- Kit 2 – supplementary medical supplies to provide 20 fistula repairs and post-operative care. It includes materials that a fistula surgeon needs. Yet which may not be available in all contexts.

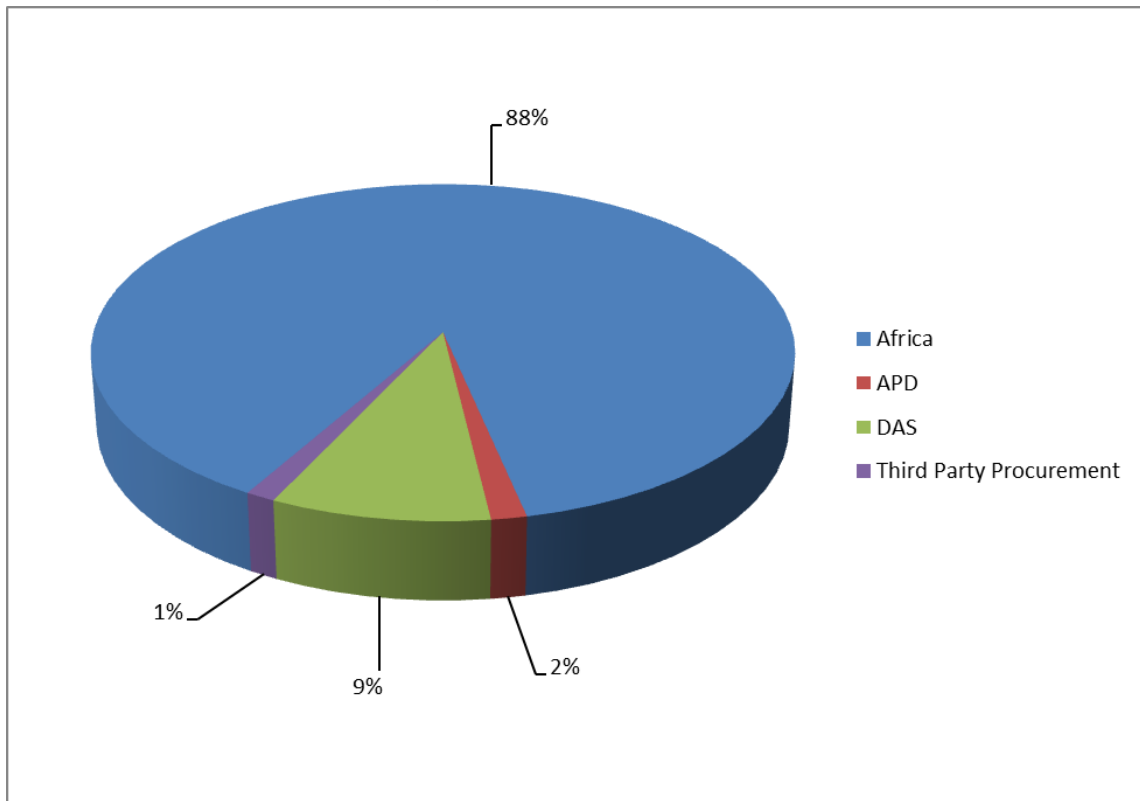
A total of **538** Fistula Kits (both 1 and 2) with the value of **227,212.85 USD** were supplied in 2014. All kits were procured via LTA with the **Medical Export Group (MEG)**.

In 2014 all kits were purchased and kept in stock (at suppliers) allowing quick dispatch upon request.

Overview of Fistula Kits procurement in 2012-2014



Demand of fistula kits in 2014, by regions



ANNEX 1: Procurement Spend By Item (Excluding Fistula and ERH Kits)

Category	Product Description	Q-ty	Value, USD
Anaesthesia & Resus. Equip	Anaesthesia machine	115	869,933.00
	Aspirator	277	121,238.22
	Incubator	124	563,191.00
	Infusion pump	15	7,411.80
	Nebulizer	7	1,698.24
	Oximeter	153	35,525.96
	Oxygen concentrator	259	172,874.43
	Resuscitation table	87	90,799.06
	Resuscitator	1,347	147,767.73
	Suction pump	898	339,226.77
Anatomical Models	Artificial human skeleton	49	7,840.00
	Breast self-examination model	138	23,184.00
	Cervix model	183	12,200.61
	Childbirth simulator	638	130,210.28
	Embryonic development model	23	3,220.00
	Female contraception simulator	2,485	179,480.19
	Female nursing manikin	49	28,485.17
	Female pelvic model	319	26,371.73
	Female urethral catheter model	17	793.39
	Gynecologic model	125	42,250.00
	Implant training arm model	640	52,908.80
	IUD training model	590	32,117.20
	Male condom model	567	19,657.89
	Male pelvic model	162	8,856.54
	Newborn resuscitation model	410	26,920.00
	No scalpel vasectomy model	33	4,397.25
	Placenta model	108	3,167.64
	Suturing simulator	148	11,253.08
	Uterus model	314	8,719.82
	Vacuum extractor model	133	20,315.75
	Other	444	74,446.70
Hospital Equipment & Furniture	Baby cot	353	78,443.66
	Baby dressing table	16	5,622.72
	Bedscreen	998	109,600.36
	Bucket	8	547.84
	Cabinet	559	170,998.18
	Delivery bed	873	428,608.08
	Examination table	796	128,554.00
	Fistula Operating Table	19	66,500.00
	Gynaecological table	1,463	633,215.66
	Hospital bed	1,806	679,591.88
	Instrument table	231	54,265.53
	Operating table	129	391,667.22
	Stand	1,006	42,241.94
	Stool	630	24,243.36
	Stretcher	347	92,351.36
	Trolley	379	172,300.17
	Wheelchair	120	9,612.00
	Other	6,420	84,931.58
Laboratory Equipment	Centrifuge	3	2,176.21

	Microcentrifridge tube	8	160.80
	Microscope	30	14,972.80
	Microscope slide box	5	5.00
	Photometer	1	2,220.00
	Pipette	3	452.88
	Pipette tips	17	1,267.14
	Waterbath	23	3,854.74
	Other	3,248	8,375.19
Med. Diagnostic Equip&Supplies	Blood glucose meter	146	2,340.12
	Colposcope	20	118,893.60
	Doppler	676	41,557.35
	ECG	6	9,890.30
	Hammer	105	182.75
	Height measuring	797	3,170.56
	Hemoglobinometer	24	19,589.39
	Laryngoscope	189	14,410.04
	Ophthalmoscope	78	3,084.90
	Pelvimeter	217	3,852.97
	Pregnancy Calculator	455	956.30
	Scale	2,165	224,657.45
	Sphygmomanometer	7,240	41,488.06
	Stethoscope	6,645	13,837.49
	Thermometer	1,634	2,434.66
	Ultrasound scanner	119	401,697.47
	Other	757	62,335.79
Medical & Surgical Instruments	Blade	2,213	9,144.13
	Blade holder	1,350	1,322.10
	Catheter	24	71.76
	Clamp	136,228	8,081.50
	Cranioclast	20	927.80
	Curette	253	1,302.09
	Cycle beads	33,000	46,860.00
	Dilator	41	1,068.86
	Forceps	44,011	141,412.65
	Hook	20	133.00
	MVA Ipas kit	119,852	244,911.47
	Needle holder	3,533	37,362.18
	Perforator	92	1,354.24
	Probe	100	40.00
	Retractor	309	7,264.47
	Scalpel handle	616	807.30
	Scissors	13,798	112,451.41
	Spatula	20	89.00
	Speculum	32,826	155,710.69
	Towel clip	248	515.68
	Uterine sound	8,472	19,434.00
	Vacuum extractor	1,841	608,486.03
	Other	20,282	2,943,903.67
	Medical Attire & Linen	Apron	11,809
Bed sheet		1,180	11,369.80
Cap		12,250	4,858.00
Clogs		1,393	32,029.67
Cloth		1,000	5,330.00
Coat		115	1,003.05
Drape		3,229	11,069.33
Drawsheet		1,880	1,988.60
Gown		5,349	28,598.36

	Mask	11,929	9,442.83
	Trousers	200	914.00
	Tunic	200	1,704.00
Medical Electrical Equipment	Baby warmer	122	270,035.62
	Electrosurgical unit	48	180,535.32
	Light	1,305	203,209.90
	Monitor	69	112,880.58
	Refrigerator	27	84,955.37
	Other	15	30,843.08
Medical Kits	Midwifery Kit	1,857	286,530.00
	Other	72,808	996,887.31
Medical Sterilization Equipmnt	Indicator	248	7,675.60
	Sterilizer	1,891	118,592.22
	Stove	76	1,600.56
	Timer	10	18.00
	Other	90	169,629.03
Medical Supplies	Airway	2,752	518.16
	Amniohook	104	174.92
	Bandage	1,000	370.00
	Blood collection	63,962	7,617.34
	Blood giving set	12,845	2,207.50
	Blood transfusion set	2,040	428.40
	Cannula	41,402	172,379.67
	Catheter	10,196	41,472.76
	Cotton wool	6,630	19,749.40
	Flashlight	185	229.40
	Gauze	95,901	213,440.29
	Gloves	571,890	554,457.86
	Infusion set	1,813	22,188.73
	Lancet	1,025	9,421.25
	Mucus extractor	11,659	5,496.90
	Needle	1,560	9,537.90
	Pressure Cuff	74	469.90
	Safety Box	222	4,963.92
	Suture	9,352	85,785.62
	Swab	4,050	3,990.30
	Syringe	812,994	170,884.41
	Tape	8,532	17,514.76
	Tongue depressor	116	77.72
	Tourniquet	80	35.20
	Tube	45,483	16,128.10
	Urine bag	13,000	2,220.00
	Wound plasters assorted sizes	10,880	3,046.40
	Other	57,327	163,215.58
Medical Utensils	Basin	10,076	38,813.78
	Bedpan	438	734.96
	Bowl	3,734	7,427.11
	Bucket	170	2,912.26
	Gallipot	6,077	11,891.98
	Jar	171	1,021.79
	Tray	5,763	57,483.81
	Waste bin	233	3,441.41
	Other	1	1,638.24

GRAND TOTAL, USD 15,825,327.83