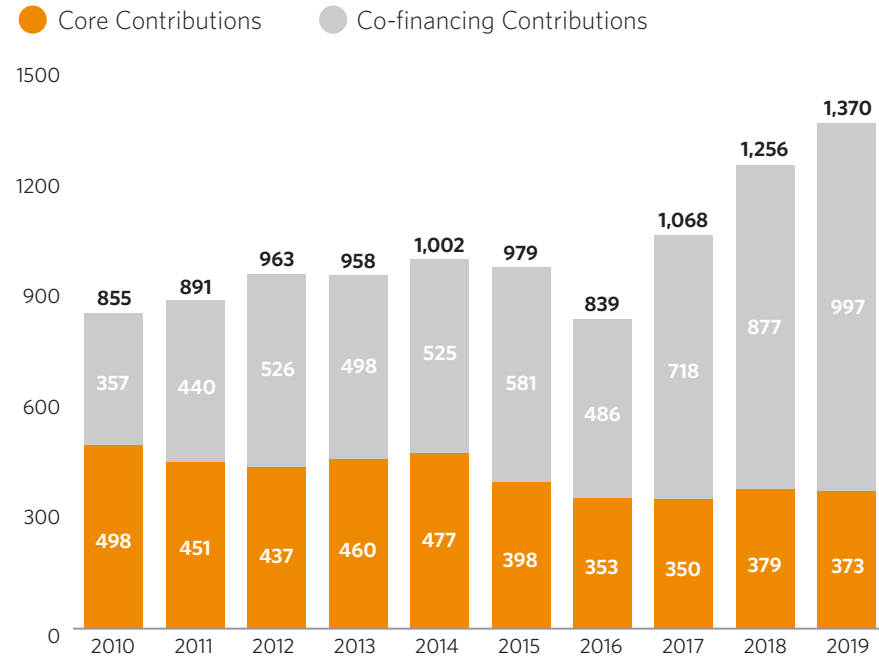


Core and Co-financing Contributions 2010-2019

(MILLIONS OF US\$)



2019 Core and Co-financing Contributions

(MILLIONS OF US\$)

● Core Contributions ● Co-financing Contributions



Ensuring rights and choices
for all **since 1969**



**TOP 20
DONORS**
2019 Global Statistics

United Nations Population Fund
605 Third Avenue
New York, NY 10158
1-212-297-5000

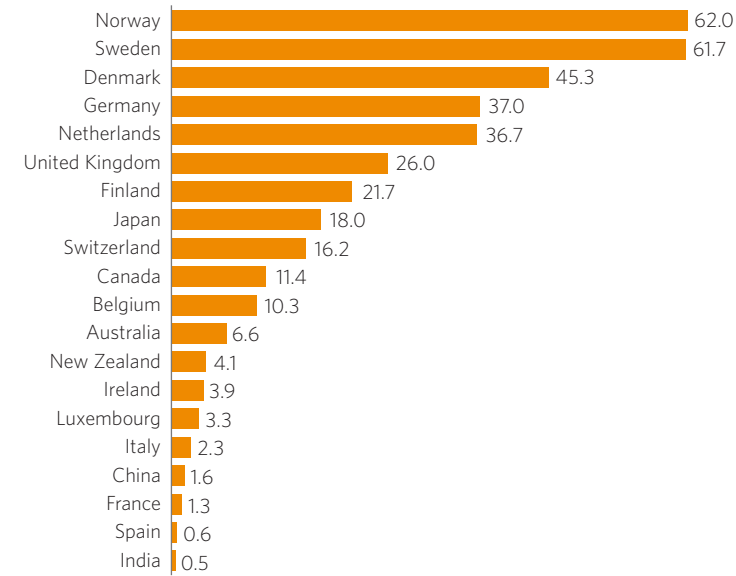
www.unfpa.org
rmb@unfpa.org
@unfpa

© UNFPA 2019

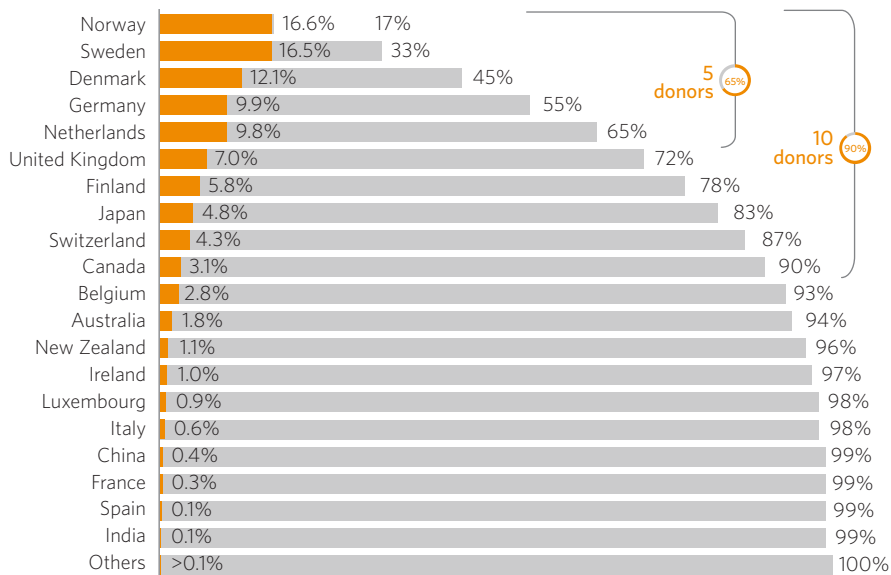
Front cover photo: © UNFPA

Top 20 Donor Contributions to Core Resources

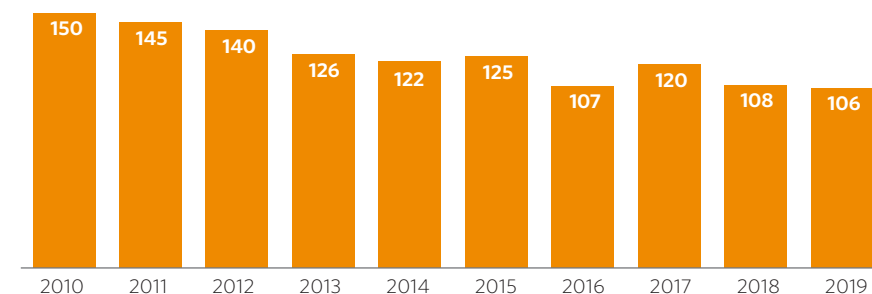
(MILLIONS OF US\$)



Cumulative Percentage Share of Top 20 Donors to Total Core Contributions: \$373 million

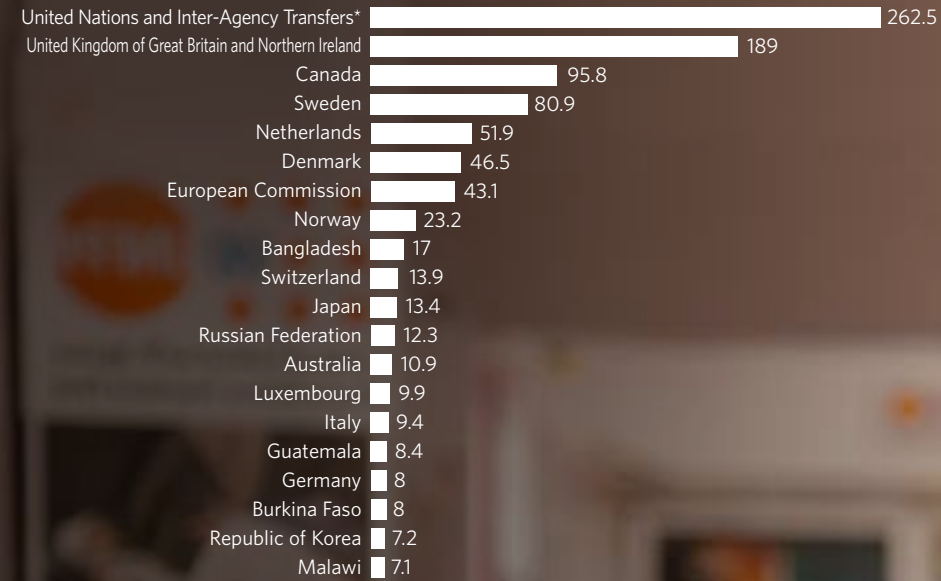


Number of Donor Governments That Have Contributed to UNFPA's Core Resources

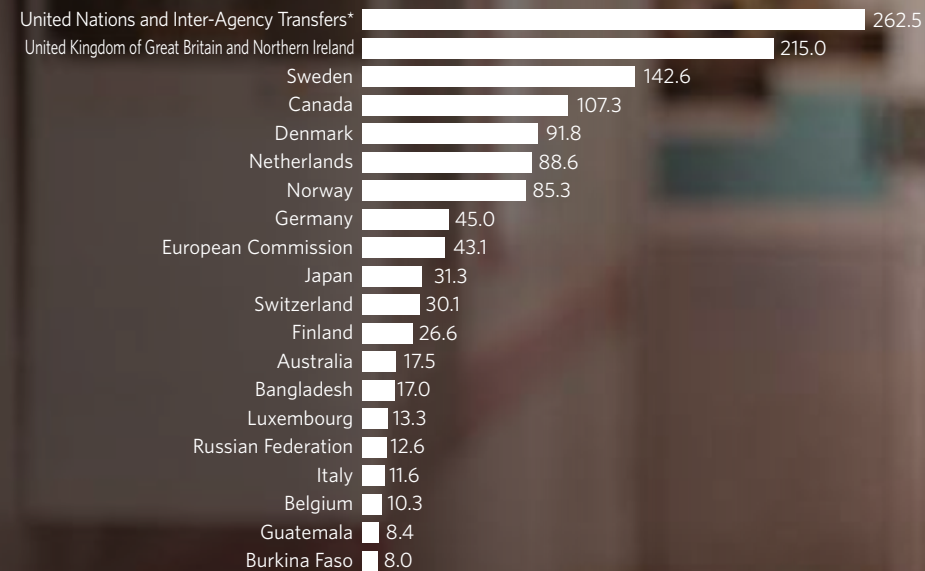


Top 20 Donor Contributions to Co-financing Resources

(MILLIONS OF US\$)



Top 20 Donor Combined Core and Co-financing Contributions (MILLIONS OF US\$)



UNFPA would like to thank its funding partners for their support in 2019.

Thanks to you, UNFPA was able to expand rights and choices for all and reached the most vulnerable women, girls and young people across the world. Together we made great strides towards zero unmet need for family planning, zero preventable maternal deaths, and zero gender-based violence and harmful practices.

The amounts represent contribution revenue for trust funds. They include multi-year co-financing agreements which were recognized in 2019, in accordance with UNFPA accounting policies. Programme implementation continues to be linked to actual receipt of resource.

*Includes all funds received from joint funding mechanisms (joint programmes and multi-donor trust funds) as well as bilateral transfers from the United Nations organizations