



UNFPA Funding and Resource Mobilization

**Executive Board orientation
briefing on UNFPA
January 2017**

Some global trends in development financing

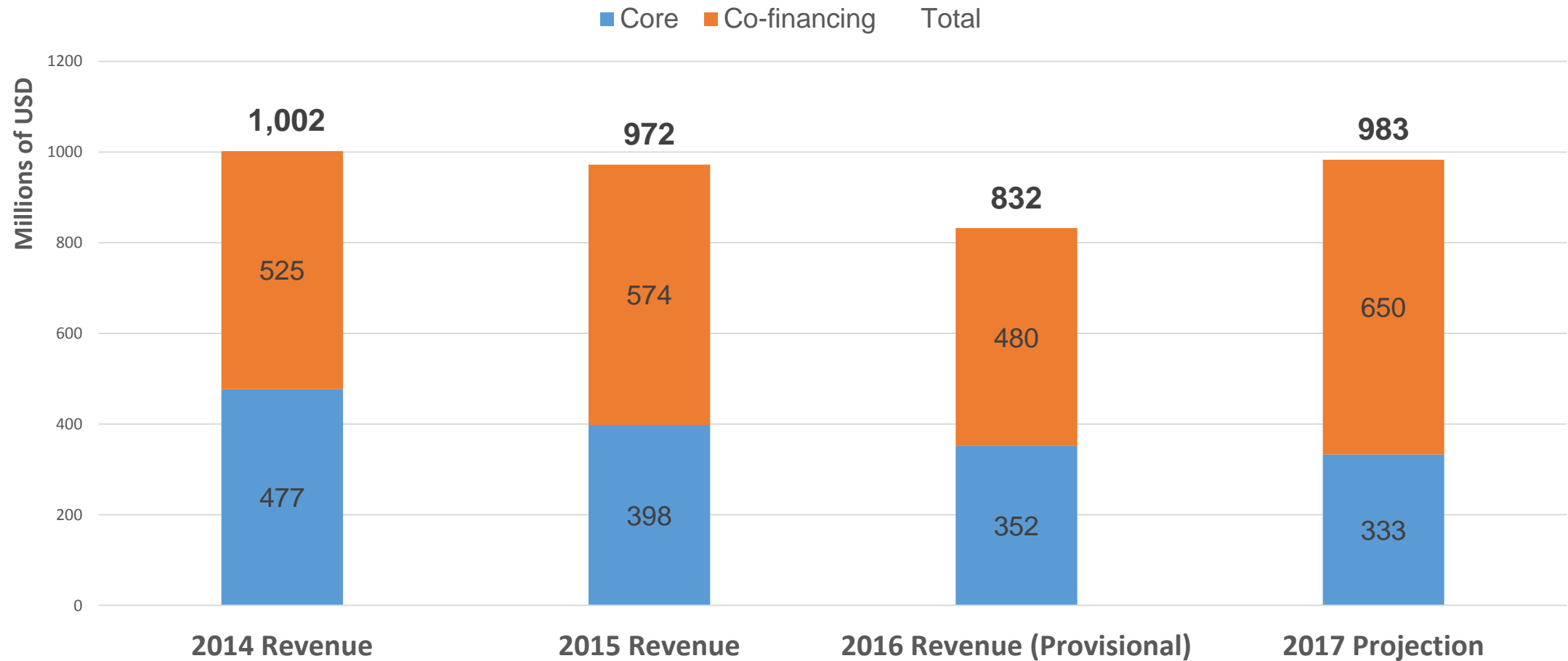
1. Uneven commitments and volatility of channeling and prioritization;
2. In 2015, non-DAC donor contributions dropped 29%, multilateral funding by 5%; DAC donors by 4%. Global funding for population and Sexual and Reproductive Health (SRH) dropped by \$976 million (OECD/DAC report)
3. ODA increasingly used for humanitarian financing and to address “root causes” or responses to migration;
4. Exchange rate fluctuations continue between USD and major contribution currencies; mostly unfavourable trend for USD - based budgets (such as UNFPA);
5. Increased focus on Performance, Results and Value-for-Money, communication and visibility, risk management and efficiencies;
6. Scaled up requirements under 2030 Agenda: Diversifying international development financing modalities and emergence of non-traditional contributors/investors.

UNFPA Funding

- UNFPA is a voluntarily funded organization- contributions are not assessed;
- High number of donors (106 in 2016) support the mandate + UNFPA's work
- For volume of funding, high reliance on a limited number of OECD-DAC member donors but growth in new relationships;
- Traditional reliance on untied core contributions (untied/un-earmarked) for half of revenue has shifted towards larger share of co-financing (tied/ear-marked), requiring organizational adjustments and translating to higher transaction cost;
- For diversification of donor base and 2030 Agenda financing needs, focus on domestic financing and contributions from emerging donors, programme countries, private sector, International Financial Institutions;
- UNFPA driving innovation and new partnerships (UN and other public and private sector development actors, civil society, academia etc.)

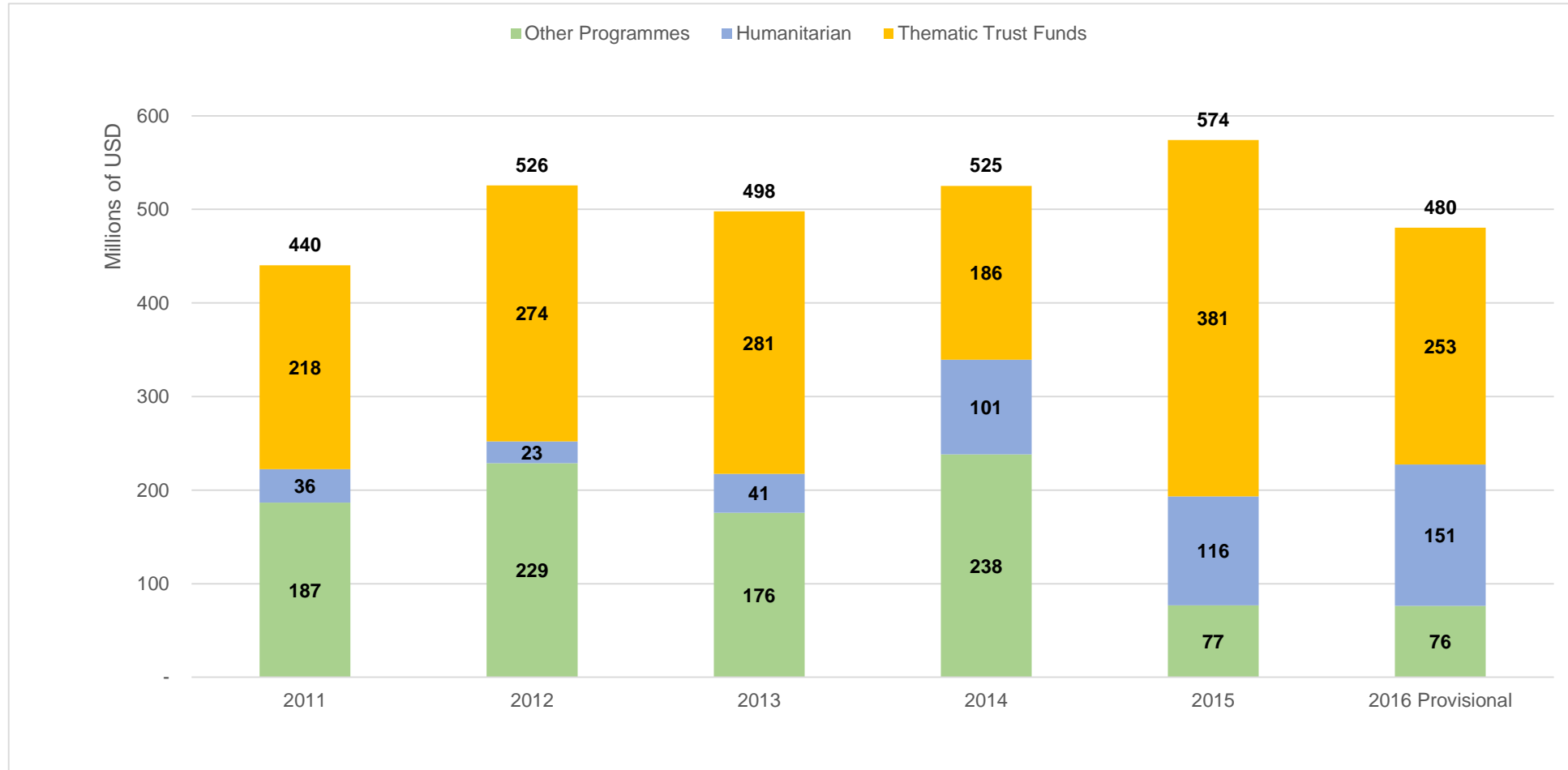
UNFPA: 2014-2017 Contribution Revenue

2016 data is provisional and subject to change



UNFPA's co-financing contributions revenue

2016 data is provisional and subject to change



UNFPA Private Sector Snapshot

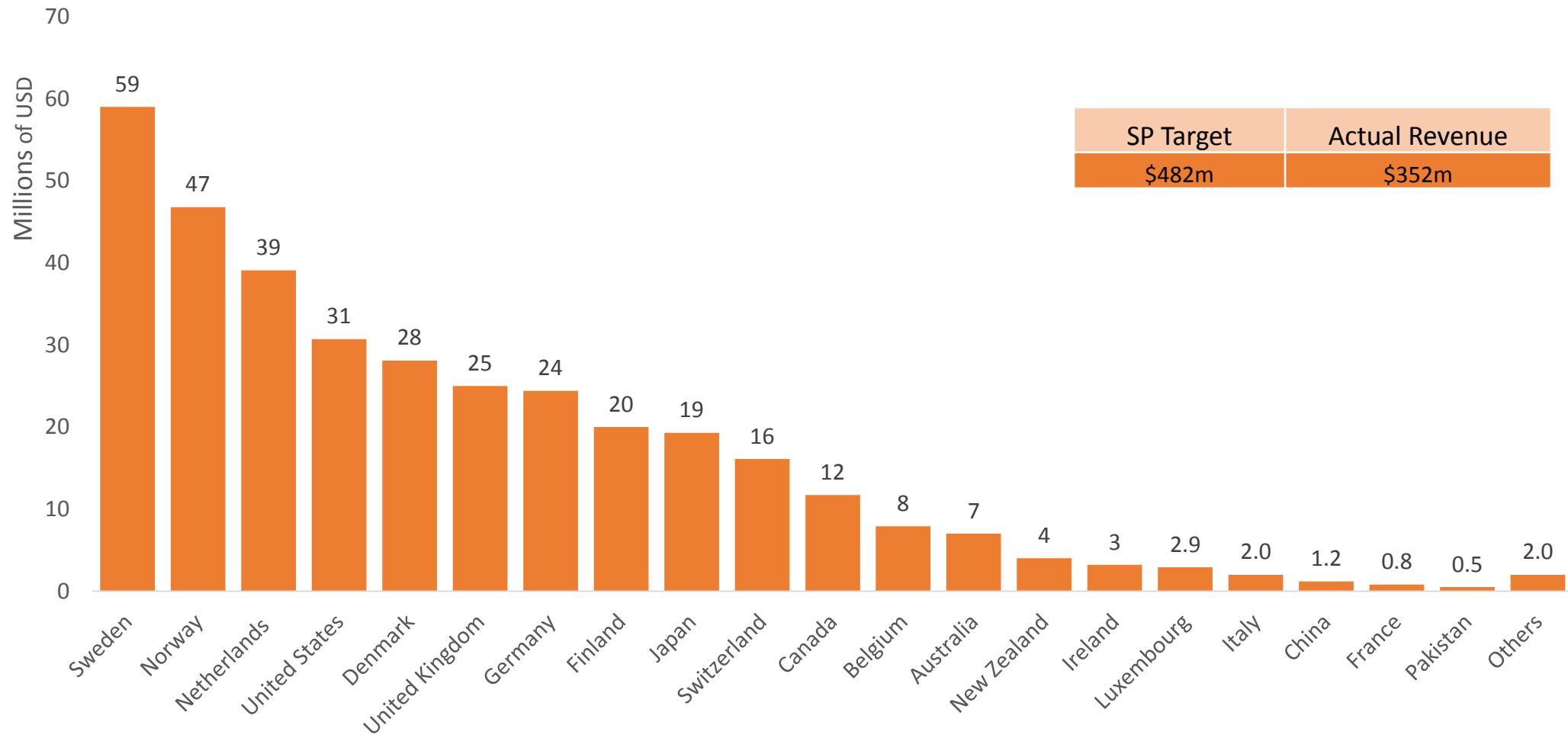
	2014	2015	2016 ^{1/}
Total revenue recorded	14.0 million	10.3 million	10.6 million
Total co-financing - revenue	9.4 million	10.4 million	10.4 million
Total in kind (goods) - revenue	4.6 million	-0.1 million ^{2/}	0.2 million
Total in-kind (services) - non revenue	3.2 million	-	1.3 million
Total co-financing and in-kind (goods and services)	17.2 million	10.3 million	11.9 million

1/ Figures are still provisional and still subject to change.

2/ Includes revenue adjustment from prior years

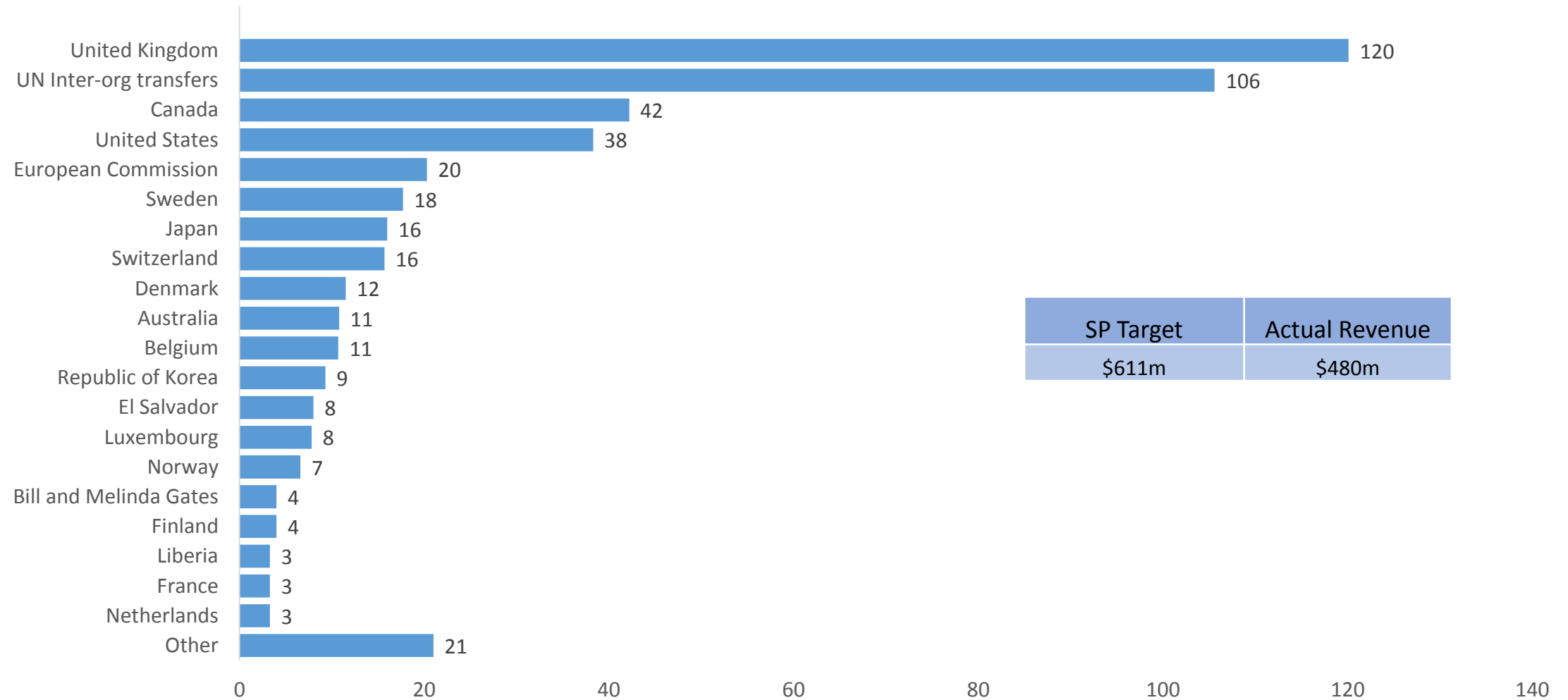
2016 Top 20 Donors to UNFPA's Core Resources

2016 data is provisional and subject to change

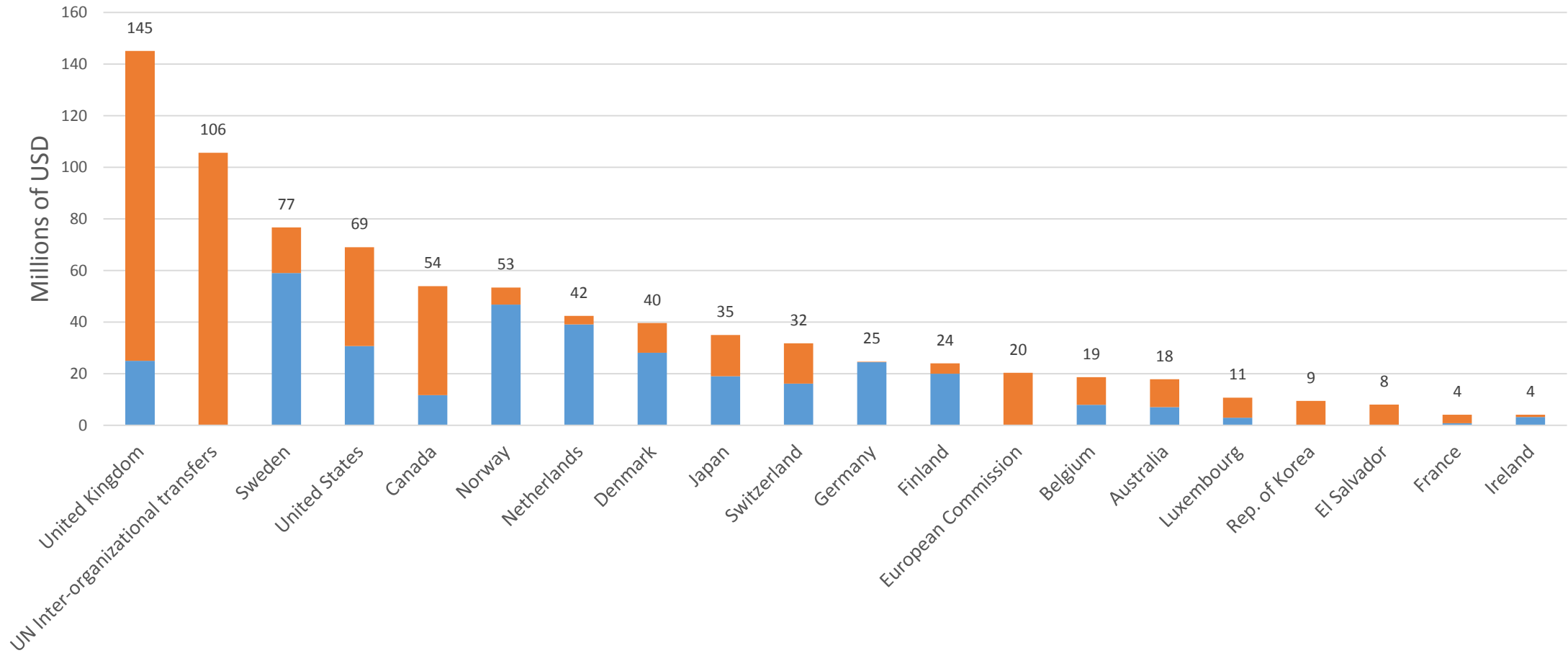


2016 Top 20 Donors to UNFPA's Co-financing Resources

2016 data is provisional and subject to change



2016 Top 20 Donor combined Core + Co-financing contributions – reliance on small group

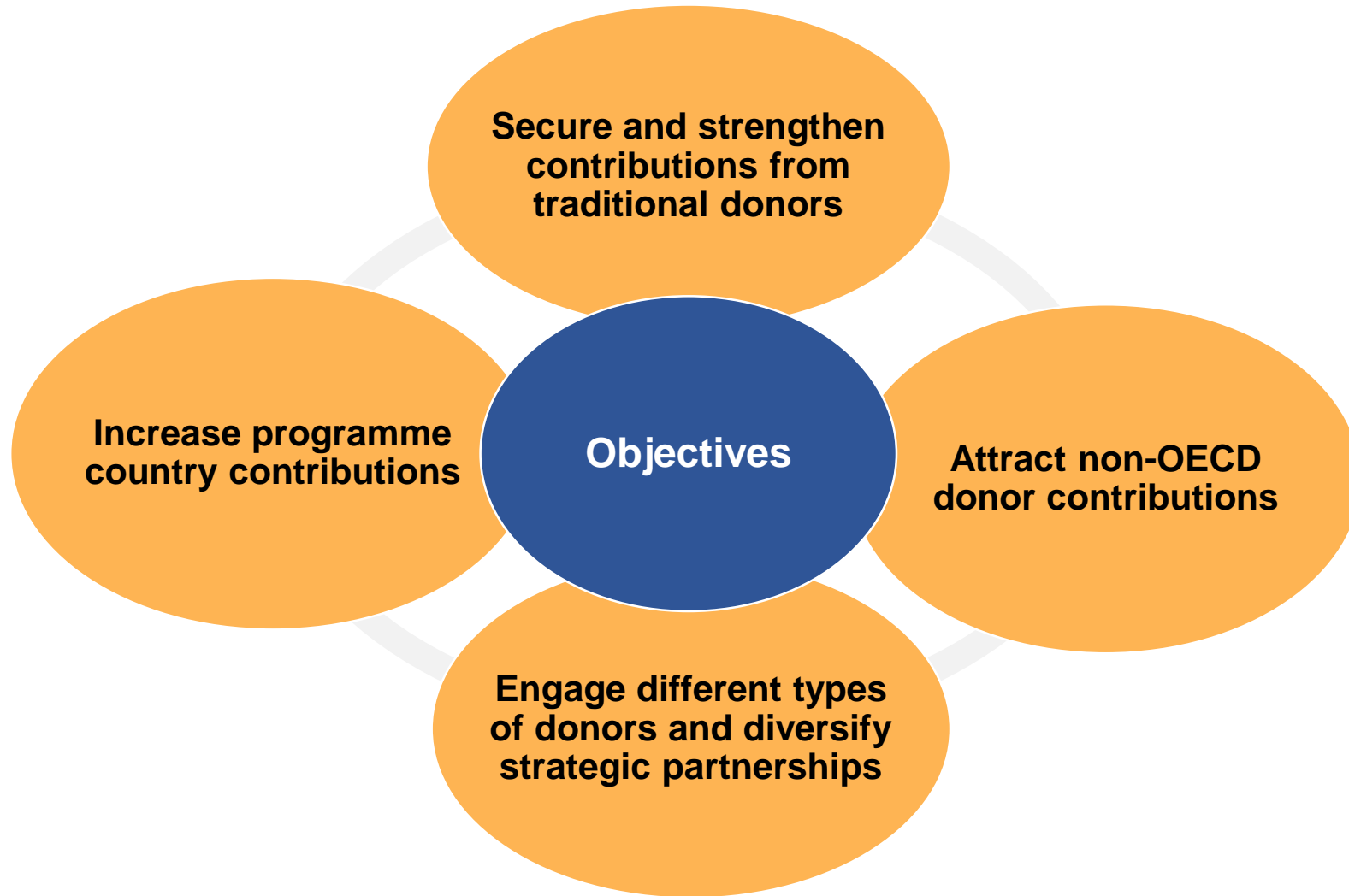


Resource Mobilization: UNFPA's value proposition

- 1. Relevance:** Continued importance of the mandate and human-rights focused approach placing first those at risk of being left behind
- 2. Reputation/performance:** Demonstration of ability to deliver effectively and efficiently on its mandate (results, management)
- 3. Growth:** Building on existing strong support, but expanding donor base and partnerships to reach required scale and impact

UNFPA also uses its position to leverage additional resources towards the ICPD Agenda

RM Objectives: 4-pronged Approach



Principles and Enablers



Strategy for Changing Funding Realities

- Result areas of new SP 2018-21 will be the basis for design of attractive investment cases and will help:
- Strengthen implementation, resource management and tracking;
- Expand regional/country-level funding streams;
- Improve coordinated thematic funding structures; pooled funding and partnership platforms;
- Increase capacity to mobilize resources for humanitarian interventions.