



**Executive Board of the
United Nations Development
Programme, the United Nations
Population Fund and the United
Nations Office for Project Services**

Distr.: General

4 July 2018

Original: English

Second regular session 2018

4-7 September 2018, New York

Item 6 of the provisional agenda

UNFPA – Structured funding dialogue

United Nations Population Fund

Report on contributions by Member States and others to UNFPA and revenue projections for 2018 and future years

Summary

The present report is prepared in response to Executive Board decisions 99/5 and 2000/9, which requested the Executive Director to provide annually updated estimates of regular and co-financing resources. In line with the UNFPA Strategic Plan, 2014-2017, and the UNFPA resource mobilization strategy (Executive Board decision 2016/18), the present report provides an overview of the overall resource situation of the Fund and continues to address the important goal of increasing regular resources and establishing a stable, predictable and diversified resource base.

In line with Executive Board decision 2017/25, this report also includes, in an addendum, information about structured funding dialogues and a proposal for improving future dialogues.

In 2017, UNFPA contribution revenue for regular and co-financing resources was \$1,062 million, an increase of 27 per cent from 2016. The breakdown of this total revenue is \$350 million in voluntary contributions to regular resources and \$712 million to co-financing resources. Compared with 2016, the decrease in contribution revenue for regular resources in 2017 was \$3 million, or 0.8 per cent, and the increase in contribution revenue for co-financing resources was \$232 million, or 48 per cent.

In line with General Assembly resolution 71/243, UNFPA reaffirms that increasing financial contributions to the United Nations development system, particularly to regular resources, is key to fully integrating the agenda of the International Conference on Population and Development (ICPD) into national development strategies and frameworks, and to enabling countries to achieve the actions for the ICPD beyond 2014 and the 2030 Agenda for Sustainable Development. Contributions to regular resources continue to be the bedrock of the operational activities for development of the United Nations system. Furthermore, as underscored in General Assembly resolution 71/243 and in earlier resolutions, UNFPA recognizes that other resources (including co-financing) from a diversity of sources represent an important complement to its regular resources.

Elements of a decision

The Executive Board may wish to adopt a decision on UNFPA funding issues. Elements of a decision are contained in section V of the present report



Contents

I. Introduction.....	3
II. Regular and co-financing resources	3
A. Contribution revenue overview of regular resources	4
B. Contribution revenue overview of co-financing resources	6
Overview of co-financing contributions	6
Co-financing contributions from United Nations inter-organizational transfers	7
Co-financing contributions from programme country Governments.....	8
European Commission.....	9
C. Thematic funding.....	9
UNFPA Supplies	9
Maternal Health Thematic Fund	11
Campaign to End Fistula	13
D. Contributions to UNFPA for emergency preparedness and humanitarian response	14
E. Contributions from the private sector	14
F. UNFPA strategic plan targets 2018-2021	16
III. Executive Board dialogue on funding issues	18
Structured funding dialogues	18
Funding trends	18
UNFPA resource mobilization strategy	19
Additional funding windows and opportunities.....	19
UNFPA transparency portal and the International Aid Transparency Initiative	20
Broadening the donor base	20
IV. Conclusion	20
V. Elements of a decision	21

Addendum: UNFPA proposal on structured funding dialogues

Annexes to the report

- Annex 1. UNFPA contribution revenue to regular resources for 2017 and estimates for 2018, as of 1 May 2018
- Annex 2. Co-financing contributions from programme countries in support of their own country programmes
- Annex 3. Funds received by UNFPA in 2017 as administrative agent for joint United Nations programmes
- Annex 4. Private sector donors

(Annexes 1 to 4 are available separately on the UNFPA website)

I. Introduction

1. The present report is prepared in response to Executive Board decisions 99/5 and 2000/9, requesting the Executive Director to provide annually updated estimates of regular and co-financing resources, as well as Executive Board decision 2016/18, requesting UNFPA to explore incentives and mechanisms encouraging donor countries and Member States in a position to do so to increase and prioritize regular resources contributions. The report aims to promote dialogue between UNFPA and its Executive Board on the overall resource situation of the Fund, while continuing to address the goal of increasing regular resources and achieving a stable, predictable and diversified resource base. United Nations General Assembly resolution 71/243 (2016) on the quadrennial comprehensive policy review (QCPR) of operational activities for development of the United Nations system (and earlier resolutions, including 62/208, 64/289 and 67/226) underscores that regular resources are the bedrock of operational activities, owing to their untied nature, and also expresses concern of the continuing, and accelerated, decline in the amount of regular contributions to the entities of the United Nations development system in recent years.

2. In response to the Executive Board decision 2016/18, the present report provides an analysis of the opportunities and challenges for funding the strategic plan, in line with the UNFPA resource mobilization strategy, and its drive to explore incentives, mechanisms and funding windows to broaden the donor base to encourage donors to increase and prioritize contributions to regular resources. It also includes proposed and projected strategic plan contribution revenue targets for 2018-2021.

3. The report contains tables on UNFPA regular and co-financing contributions, while additional data is provided in annexes available on the UNFPA website. The 2018 figures are estimates based on information received, as well as commitments and contributions recorded, as of 1 May 2018. It shows annual gross revenues, with amounts specified in agreements signed with donors that are recognized as revenue, in accordance with UNFPA accounting policies, regardless of the period of implementation and the payment schedule. These contributions exclude: (a) transfers to other revenue for reimbursement of tax charges; (b) refunds to donors; (c) interest income; and (d) indirect cost recovery.

II. Regular and co-financing resources

4. The resources needed to achieve the UNFPA Strategic Plan, 2014-2017 totalled \$4,009 million,¹ comprising \$1,644 million in regular resources and \$2,365 million in co-financing resources. For 2014-2017, the total contribution revenue mobilized against the overall target was \$3,869 million,² a shortfall of \$140 million (3 per cent). Regular resources were subject to vulnerabilities, driven by economic and fiscal environments, and overall stagnation of official development assistance, and its increasing use to address the migration crisis in Europe, exchange rate volatilities, and growing trends towards earmarked funds.

5. For the strategic plan period (2014-2017), UNFPA had a solid donor base, with an average of 130 Government contributors per year. In 2017, the total number of donors was 132, compared with 123 donors in 2016.

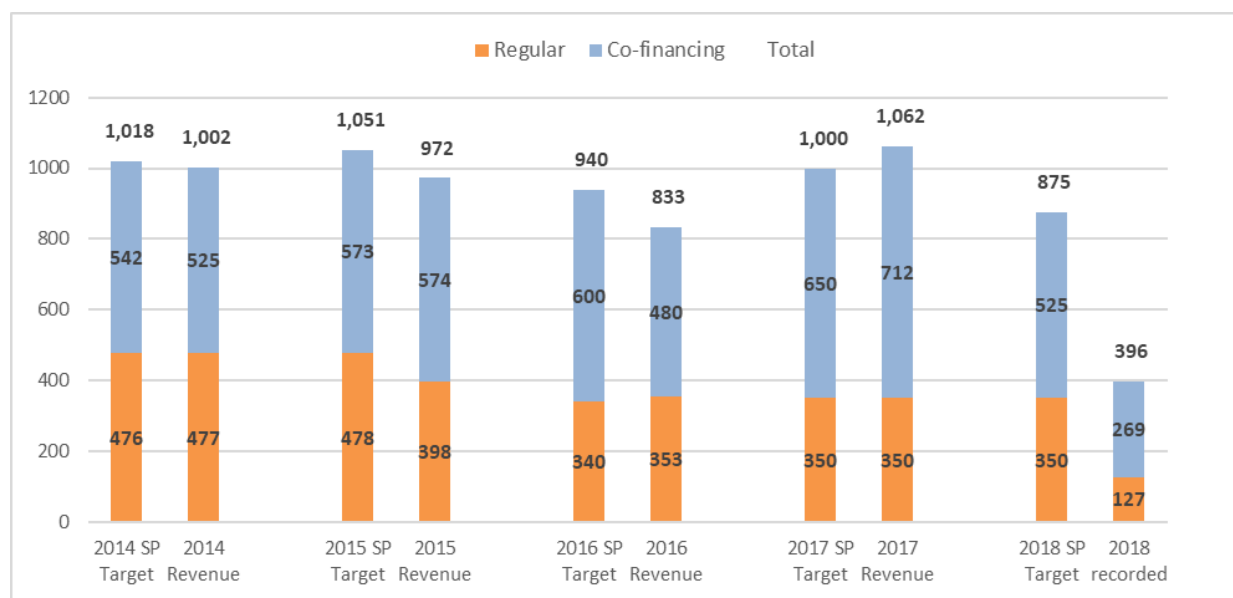
6. For 2018, the total contribution revenue projection is \$875 million, comprising of \$350 million for regular resources and \$525 million for co-financing resources, in line with the strategic plan targets.

¹ The total strategic plan contribution targets, 2014-2017 of \$4,009 million is based on revised targets for 2016 and 2017 following the midterm review in 2016 (DP/FPA/2016/3).

² The total contribution revenue of \$3,869 million (2014-2017) is based on contributions only and excludes: (a) transfers to other revenue for reimbursement of tax charges; (b) refunds to donors; (c) interest income; and (d) indirect cost recovery.

Table 1.
UNFPA contribution revenue for 2014-2017 vs strategic plan contribution targets (as of 31 December 2017) and projection for 2018 (as of 1 May 2018)

(in millions of \$)



Note: These contributions exclude: (a) transfers to other revenue for reimbursement of tax charges; (b) refunds to donors; (c) interest income; and (d) indirect cost recovery. The 2018 data includes projections, and is still subject to changes.

A. Contribution revenue overview of regular resources

7. Out of the total contribution revenue for regular resources for 2014-2017, 96 per cent of the overall core target was met. Notably, the actual contribution revenue for regular resources has substantially declined over the years, from \$477 million in 2014 to \$350 million in 2017, despite the growing demands for sexual and reproductive health services around the world. The UNFPA Strategic Plan, 2018-2021 calls for leaving no one behind, which requires mobilization of a minimum amount of regular resources – the bedrock of the Fund’s operational activities – broadening strategic partnerships, increasing political support and maintaining flexibility in a challenging and evolving environment.

8. The \$3 million decrease in contribution revenue (\$350 million in 2017, down from \$353 million in 2016) could have been significantly higher due to the decision of one of the organization’s top donors to discontinue financial support to UNFPA core resources. However, intensified resource mobilization efforts, both for core and co-financing resources, succeeded in raising funds from a wide range of sources in 2017. Substantial additional contributions from donors to cover the gap in core resources, and the momentum generated by movements such as She Decides, the London Family Planning Summit, the African Union’s focus on the demographic dividend, among others, helped bring greater attention to the sexual and reproductive health and reproductive rights of women, adolescents and girls and young people.

9. The UNFPA revenue in table 1 is supplemented by annex 1, which provides detailed information on the 2017 contribution revenue and actual commitments as well as best estimates of contributions for 2018 to UNFPA regular resources, based on data available, as of 1 May 2018. These contributions include the following: (a) contribution revenue for 2014-2017; (b) 2018 commitments received during the United Nations pledging conference held on 8 November 2017 in New York; and (c) written and verbal indications from Governments confirming support to UNFPA for 2018 and onwards.

Table 2.
Contributions to UNFPA regular resources, 2017-2018 ³

(in millions of \$)

2017				2018			
Donors	Currency	Used	USD	Donors	Currency	Used	USD
Sweden	SEK	575	64	Sweden	SEK	616	71
Norway	NOK	423	51	Norway	NOK	500	64
Denmark	DKK	272	43	Netherlands (the)	EUR	33	40
Netherlands	EUR	35	37	Denmark	DKK	225	37
United Kingdom of Great Britain and Northern Ireland	GBP	20	26	Germany	EUR	22	27
Germany	EUR	22	25	Finland	EUR		20
Finland	USD		20	United Kingdom of Great Britain and Northern Ireland	GBP	14	19
Japan	USD		18	Japan	USD		18
Switzerland	CHF	16	16	Switzerland	CHF	16	16
Canada	CAD	16	12	Canada	CAD	16	12
Others			38	Others			38
Total			350	Total			362

Note: These contributions exclude: (a) transfers to other revenue for reimbursement of tax charges; and, (b) interest income. The 2018 data includes projections and is still subject to change. Only \$127 million of the \$362 million projected for 2018 was recorded as of 1 May 2018.

10. In 2017, the overall number of donors to core resources increased to 120, compared to 107 donors in 2016. Donor Governments that contribute to regular resources may also contribute to co-financing resources. Seven countries belonging to the Development Assistance Committee of the Organisation of Economic Co-operation and Development (OECD-DAC) (Belgium, Denmark, Luxembourg, Norway, Sweden, Republic of Korea and Slovakia); 11 programme countries (Bangladesh, Bolivia [Plurinational State of], Guinea-Bissau, India, Iran [Islamic Republic of], Lesotho, Mauritania, Mongolia, the Philippines, South Africa, and Togo); and one non-OECD-DAC country (Israel) increased contributions to regular resources in 2017; 26 Member States made new commitments in 2017 (but had not in 2016). The increases were recorded in the actual commitment in which they were received and paid.

11. UNFPA will continue to advocate for increases to regular contributions from OECD-DAC members and other donors, including programme countries, and intensify efforts towards the private sector, private foundations, philanthropic institutions, and the general public in selected countries. In 2017, OECD-DAC donors contributed 99 per cent of total revenue to regular resources. Out of the \$362 million contribution revenue projected for regular resources, only \$127 million of official commitments towards 2018 regular resources had been received as of 1 May 2018.

³ This table is a comparative table of 2017 recorded revenue (as of 31 December 2017) and projected contribution revenue for 2018 (as of 1 May 2018).

12. In line with Executive Board decision 2016/18, UNFPA continued to invigorate ‘the case for core’, through elaboration of a document entitled “What does core (regular) resources pay for?”, in order to demonstrate the unique value and impact of UNFPA actions funded through regular resources. In 2017, UNFPA also launched a 150-donor campaign to expand the donor base for regular resources. Concerted efforts of country, regional, and headquarters personnel in engaging host Governments and counterparts and communicating the critical importance of regular resources resulted in the increase of commitments from Member States and territories.

B. Contribution revenue overview of co-financing resources

Overview of co-financing contributions

13. The total co-financing contribution revenue for 2017 was \$712 million. This represents an increase of 48 per cent over the \$480 million contribution revenue for 2016. Co-financing revenue increased in 2017 (over 2016 levels) notably in the following areas: UNFPA Supplies (60 per cent); Maternal Health Thematic Fund (392 per cent); Thematic Fund on the Campaign to End Fistula (19 per cent); and emergencies and humanitarian assistance (7 per cent). There were significant increases in contribution revenue for United Nations inter-organizational transfers (15 per cent); programme countries contributing to their own country programmes (160 per cent); the European Commission (158 per cent); and the private sector (75 per cent).

Table 3.
Contributions to UNFPA co-financing resources, 2016-2017

(in millions of \$)

Donors	2016	Donors	2017
United Kingdom of Great Britain and Northern Ireland	116	United Kingdom of Great Britain and Northern Ireland	140
United Nations and Inter-organizational transfers	109	United Nations and Inter-organizational transfers*	125
Canada	42	European Commission	61
United States of America	33	Sweden	53
European Commission	24	Denmark	46
Sweden	18	Netherlands	44
Japan	17	Guatemala	41
Switzerland	16	Canada	34
Australia	11	Norway	17
Belgium	11	Republic of Korea	17
Others	83	Others	134
	480		712

Note: These contributions exclude: (a) refunds to donors; (b) interest income; and (c) indirect cost recovery. The 2018 data includes projections and is still subject to change.

* Includes all funds received from joint funding mechanisms (joint programmes and multi-donor trust funds) as well as bilateral transfers from the United Nations organizations).

14. Notably, a range of countries increased contributions to co-financing resources in 2017: 13 OECD-DAC member countries (Australia, Czech Republic, Denmark, France, Germany, Italy, Luxembourg, the Netherlands, Norway, Poland, Spain, Sweden, and the United Kingdom); 9 programme countries (Algeria, Brazil, Guatemala, Indonesia, Mexico, Nigeria, Paraguay, Tajikistan, and Uruguay); and 3 non-OECD-country (Estonia, Liechtenstein and Poland). Five OECD-DAC (New Zealand, Qatar, Republic of Korea, Portugal and Slovenia) and 6 other Member States (Cameroon, Costa Rica, Haiti, Honduras, Kazakhstan, and Russian Federation) made substantial new commitments in 2017 (but had not in 2016).

Co-financing contributions from United Nations inter-organizational transfers

15. Nearly a fifth of the total 2017 co-financing contribution revenue of \$712 million, namely \$125.4 million (17.6 per cent), came through United Nations inter-organizational transfers (see table 3), comprising agency-to-agency transfers and funds received as a participant in pooled inter-agency funding mechanisms. Significantly, UNFPA has achieved the required percentage to allocate at least 15 per cent of non-core resources to joint activities, in line with the Secretary General's report on repositioning the United Nations development system to deliver on the 2030 Agenda. This 2017 revenue received from United Nations entities represents an increase of \$16 million over 2016 (\$109 million). Also, this successful inter-agency collaboration continues to be a priority for donors, particularly for United Nations organizations working together globally.

16. Under the total revenue from United Nations inter-organizational transfers, \$38.6 million were received through bilateral agreements and \$65.7 million for implementation under multi-donor trust funds and joint programmes, including \$21 million from the Central Emergency Response Fund, representing the continued significance of the UNFPA role in United Nations humanitarian and emergency responses.

17. In 2017 and 2018, UNFPA continued to play an active role in inter-agency funding and related platforms, through representation in the United Nations Development Group (UNDG) Strategic Financing Results Group and other fora involved in oversight, coordination, data generation and implementation of pooled financing mechanisms. UNFPA received, through inter-organizational transfers, \$41.9 million from multi-donor trust funds and joint programmes for which it acted as administrative agent. These are funds held in trust on behalf of all participating United Nations entities, while UNFPA records as revenue only the portion of the contributions distributed to UNFPA for implementation (see annex 2 for a donor breakdown of the amount received in 2017 for joint programmes and multi-donor trust funds in which UNFPA acted as administrative agent).

18. UNFPA continues to build strong joint programmatic and financing portfolios with a broad range of United Nations entities for result areas that benefit from inter-agency synergies. As a modality that facilitates not only joined-up delivery, but also flexible and predictable contributions from donors, pooled and other inter-agency funding mechanisms play a complementary role to regular contributions and agency-specific thematic funds in the UNFPA funding architecture.

19. Prominent examples of joint action and pooled funding mechanisms to facilitate scaled up progress are: (a) the UNFPA-administered UNFPA-UNICEF Joint Programme to End Female Genital Mutilation (since 2008); and (b) the Global Programme on Essential Services for Women and Girl Victims of Gender-Based Violence. In 2017, UNFPA also joined as a founding partner, with UN-Women and UNDP, the United Nations-European Union Spotlight Initiative to Eliminate Violence against Women and Girls. UNFPA also serves as the initial Board Chair for the Joint Fund for the 2030 Agenda.

Co-financing contributions from programme country Governments

20. Co-financing contributions from programme country Governments in support of their country programmes continue to form a sizable part of revenue. In 2017, agreements were signed for \$60.7 million from 20 programme countries, compared to \$23.3 million from 25 countries in 2016, an increase of \$37.5 million (table 4). According to OECD, recent economic trends show that public domestic finance in many developing countries has grown rapidly in the past five years, driven by the record rate of graduation of many of these economies to middle-income countries. UNFPA continues to intensify its partnerships, particularly with international financial institutions to support programme countries. In 2017, \$14.4 million (24 per cent) of the contribution revenue of \$60.7 million originated from loans and grants from international financial institutions. The increase in 2017 was due in large part to the census projects in Guatemala and Haiti, which constituted about 79 per cent of the total co-financing revenue for programme countries.

21. In 2017, the 10 largest commitments were from: Guatemala (\$40.7 million); Haiti (\$8 million); Paraguay (\$2.9 million); Indonesia (\$2.6 million); Nigeria (\$1.8 million); Chad (\$1.4 million); Brazil (\$1.3 million); Uruguay (\$0.8 million); Honduras (\$0.6 million); and Moldova (\$0.4 million). Some countries also made commitments in 2017 in support of their country programmes: Algeria, Botswana, Cameroon, Costa Rica, Democratic Republic of Congo, Kazakhstan, Lebanon, Malaysia, Mexico, and Tajikistan. Co-financing contributions from these programme country Governments include funding as part of grants or loans originating from international financial institutions (including multilateral development banks), the Global Fund to Fight AIDS, Tuberculosis and Malaria, and from different private-sector entities – through a range of bilateral and multi-partner modalities at country level. Details on such contributions are presented in annex 3. In line with the Addis Ababa Action Agenda and the Sustainable Development Goals, UNFPA calls on Governments to increase domestic resource allocation, including their co-financing contributions, as an important supplement to the UNFPA regular resources base.

Table 4.

Programme countries contributing to their own country programmes

(in millions of \$)

Donors	2016	Donors	2017
El Salvador	8.0	Guatemala	40.7
Dem Rep Congo	2.5	Haiti	8.0
Liberia	3.3	Paraguay	2.9
Guatemala	2.6	Indonesia	2.6
Nigeria	1.3	Nigeria	1.8
Congo	1.0	Chad	1.4
Indonesia	0.5	Brazil	1.3
Colombia	0.5	Uruguay	0.8
Brazil	0.7	Honduras	0.6
Uruguay	0.5	Moldova	0.4
Others	2.4	Others	0.2
Total	23.3	Total	60.7

Note: See annex 3 for more details.

European Commission

22. In 2017, co-financing contributions received from the European Commission totalled \$61.5 million, compared to \$23.8 million in 2016. The European Commission increasingly regards UNFPA as a trustworthy and effective partner for humanitarian assistance: activities focused on supporting national reproductive health and gender-based violence programmes, census projects and other population surveys, as well as humanitarian interventions, mainly within the context of the crises in Syria and Iraq. UNFPA is involved in two new contribution agreements with the European Commission Directorate-General for Migration and Home Affairs and the Directorate-General for Neighbourhood and Enlargement Negotiations. These agreements concern the promotion and protection of human rights in Armenia (with UNDP and UNICEF) and the protection of and durable solutions for refugees and asylum seekers through the improved collection and maintenance of national data in Ethiopia (with UNICEF and the United Nations High Commissioner for Refugees, in coordination with the Dutch Ministry for Foreign Affairs). Six new contribution agreements were signed with the European Commission Directorate-General for European Civil Protection and Humanitarian Aid Operations, primarily in support of comprehensive reproductive health and gender-based violence interventions for Syrian refugees in Egypt, Jordan and Turkey, internally displaced populations in Syria and Iraq, and provision of integrated mental health and obstetric care for women in Libya.

C. Thematic funding

23. The three UNFPA thematic trust funds are internally pooled donor funds aimed at supporting the achievement of results in the framework of the UNFPA strategic plan. They support approved programmes in the areas of UNFPA work in priority countries and reinforce a coherent approach to align with national plans and budgets. The predictability of resources in the thematic funds creates a unique opportunity to catalyse and scale up programming to help meet unmet needs. UNFPA has established three thematic funds for: (a) family planning commodities and technical support (UNFPA Supplies); (b) maternal health; and (c) obstetric fistula (programmatically integrated in the Maternal Health Thematic Fund). Together with its partners, UNFPA is engaged in outreach efforts to strengthen contributions to these funds, in accordance with the QCPR and the UNFPA resource mobilization strategy. In 2018, UNFPA will launch a new thematic fund for humanitarian action.

UNFPA Supplies

24. UNFPA Supplies continued to be a key vehicle to implement the organization's family planning strategy and achieve the Family Planning 2020 goal. UNFPA Supplies is the only United Nations programme dedicated to family planning and is the world's largest provider of donated contraceptives.

Table 5.

Co-financing contribution revenue for UNFPA Supplies, 2016-2017, as of 31 December 2017*(in millions of \$)*

Donors	2016	Donors	2017
United Kingdom	66.61	United Kingdom	61.61
Bill and Melinda Gates Foundation	4.00	Denmark	18.42
European Commission	3.18	European Commission	18.05
Australia	1.90	Canada	7.70
Crown Agent Limited	1.15	Netherlands	5.81
Luxembourg	0.43	UN Inter-organizational transfers	4.23
Spain	0.21	Australia	2.61
Friends of UNFPA	0.10	Belgium	2.36
Portugal	0.05	France	1.07
Liechtenstein	0.01	Luxembourg	0.86
		Ireland	0.59
		Crown Agents Limited	0.45
		Friends of UNFPA	0.36
		Spain	0.12
		Liechtenstein	0.02
		Slovenia	0.006
	77.66		124.26

Note: Totals are rounded off.

25. In 2017, UNFPA Supplies provided technical assistance and modern contraceptives sufficient to support couples, women and young people in more than 46 low-income countries that have high maternal mortality and unmet need for family planning. These contraceptives had the potential to avert an estimated 6.5 million unintended pregnancies; 15,000 maternal deaths; 97,000 child deaths; and 1.9 million unsafe abortions.

26. Since it was established in 2007, UNFPA Supplies has received support from a diverse and wide range of donors: Australia, Belgium, Canada, Denmark, Finland, France, Ireland, Liechtenstein, Luxembourg, the Netherlands, Norway, Portugal, Slovenia, Spain, Sweden and the United Kingdom, as well as Spain-Catalonia, the European Commission, the Bill and Melinda Gates Foundation, the Children's Investment Fund Foundation, the Winslow Foundation, TreeHouse Investments and other private contributions (including online donations).

27. Support to countries for technical assistance accounted for approximately 30 per cent of UNFPA Supplies programme expenses. Thanks to this investment, supply chains are stronger, more countries are using computerized logistics management information systems, and more health workers are promoting and delivering high-quality family-planning services. Since 2012, through voluntary family planning programmes, countries supported by UNFPA Supplies have been able to increase the number of women and adolescent girls using modern contraception by 17.9 million.

28. UNFPA Supplies has a key role in UNFPA response to protect the reproductive health of communities in crisis. In 2017, UNFPA Supplies provided emergency reproductive health kits – containing equipment, contraceptives and other lifesaving medical supplies to support the reproductive health of populations in crises – to support humanitarian responses in over a dozen countries. The contraceptives in these kits are estimated to have prevented 15,500 unintended pregnancies among women and adolescent girls already facing perilous conditions.

29. On 11 July 2017, UNFPA co-hosted (together with the United Kingdom and the Bill and Melinda Gates Foundation) the Family Planning Summit in London, which renewed and strengthened commitments towards the goal of ensuring access to contraceptives for 120 million additional women and adolescent girls by 2020. UNFPA Supplies played a key role in supporting 33 strengthened national commitments as well as three new commitments from the Family Planning 2020 focus countries, including \$3.8 billion in funding for family planning – this marks a growing commitment by countries to fund their own programmes.

30. The financial outlook of UNFPA Supplies improved significantly in 2017 due to larger donor contributions, which increased from \$77.7 million in 2016 to \$124.3 million in 2017 (table 5). UNFPA Supplies also saw an increase in the number of donors in 2017, with 18 donors providing financial support. Many of the commitments were multi-year agreements, which positively impact the budget projections for 2018 and 2019. It is vital that UNFPA Supplies is sustainably financed to be able to support focus countries with growing populations in achieving their Family Planning 2020 commitments and in humanitarian response. UNFPA Supplies still faces a funding gap of \$700 million for 2018-2021. If fully funded for this period, it is estimated that UNFPA Supplies would be able to support countries in preventing 72 million unintended pregnancies and averting 23 million unsafe abortions, 205,000 maternal deaths, and 1.3 million child deaths.

31. UNFPA Supplies is focusing its resource mobilization efforts in 2018 on continuing to fill the \$700 million funding gap for 2018-2021, with an eye toward the long-term financial sustainability through 2030. Current resource mobilization priorities include: honing its investment case language; strengthening strategic engagement with donors who are best positioned to significantly decrease the current funding gap; expanding the funding base; and continuing to communicate with like-minded initiatives who are also seeking new funding (e.g., the Global Financing Facility), in order to complement one another's efforts.

32. The United Kingdom and the Bill and Melinda Gates Foundation partnered with UNFPA in 2017 to address the long-standing challenge of providing countries with the reproductive health commodities they need as quickly and efficiently as possible – through the creation of a bridge funding mechanism for UNFPA Supplies. The bridge funding mechanism will have up to \$61 million in a reserve fund to improve procurement efficiencies due to the staggered receipt of donor funding.

Maternal Health Thematic Fund

33. The Maternal Health Thematic Fund (MHTF) supports Sustainable Development Goal 3 on health and well-being, focusing on reducing maternal and newborn deaths, and on improving universal access to sexual and reproductive health services; and Goal 5 on gender equality and empowerment of women and girls. MHTF focuses on four critical areas of intervention: (a) emergency obstetric and newborn care; (b) human resource for health, particularly through the midwifery programme; (c) maternal death surveillance and response system; and (d) prevention and treatment of obstetric fistula and social integration of survivors. MHTF supports 39 countries in implementing maternal health programmes, tracking results, to improve data in countries by setting up national plans on maternal and perinatal deaths surveillance and response.

Table 6.
**Co-financing contribution revenue for the Maternal Health Thematic Fund (2016-2017),
as of 31 December 2017**

(in millions of \$)

Donors	2016	Donors	2017
Luxembourg	1.52	Sweden	3.78
Austria	0.05	Germany	2.25
GE Healthcare	0.03	Luxembourg	1.70
		Friends for UNFPA	0.08
		GE Healthcare	0.03
Total	1.59	Total	7.84

Note: Totals are rounded off.

34. As women and newborns are at high risk of death and morbidity during labour, childbirth, and the first week after birth, investing in improved access to and quality of care, especially emergency obstetric and newborn care, is essential. MHTF contributed to improving availability, access and quality of care through the design of national networks of emergency obstetric and newborn care facilities using a geographic information system and supported ministries of health by monitoring the results of interventions, to ensure the quality and functioning of health facilities and improving monitoring of national health information systems in six countries (Benin, Burundi, Guinea, Madagascar, Senegal, and Togo). MHTF is also providing critical maternal and newborn health services in conflict, post-conflict and humanitarian settings – in Afghanistan, Bangladesh, Chad, Haiti, Liberia, Sierra Leone, Somalia, South Sudan, and Sudan.

35. As of 2017, more than 550 midwifery schools have received support from the Maternal Health Thematic Fund, and more than 90 per cent of MHTF countries now have their training curriculum aligned to global International Confederation of Midwives/World Health Organization (WHO) competency standards. The Maternal Health Trust Fund has supported education and training of over 82,000 midwives since 2009, with around 15,000 midwives receiving pre-service education and in-service training in 2017 alone.

36. The Maternal Health Trust Fund supports 39 countries in establishing maternal death surveillance response systems towards enhancing accountability and quality of care mechanisms. As of 2017, 34 countries now have mandatory maternal death notification systems; 30 countries have functional national review committees and 36 countries have national guidelines and tools adapted from WHO recommendations.

37. Contribution revenue mobilized in 2016 and 2017 totalled \$1.6 million and \$7.8 million, respectively (table 6). The Government of Sweden is the largest donor for the Maternal Health and Trust Fund through the years.

38. The last year of the implementation phase was 2017, as the programme develops the third phase (2018-2022), with a new design assessing evaluation findings, lessons learned and alignment to the Strategic Plan, 2018-2021. The third phase will support 35 countries with the highest burden of maternal mortality and morbidity to operationalize the 2030 Agenda, supporting women and adolescent girls across the lifespan and along the continuum of sexual and reproductive health and reproductive rights. UNFPA is in discussion with current and prospective supporters of MHTF to broaden the donor base and ensure that MHTF has the necessary resources to fulfil its mission.

Campaign to End Fistula

39. The Campaign to End Fistula is a global initiative, led and coordinated by UNFPA, which contributes to reaching the Sustainable Development Goals 1, 3, 4, 5, 10 and 17. In 2017, the Campaign to End Fistula was honoured and recognized across the United Nations system, receiving the Women’s Empowerment Award of the United Nations Federal Credit Union in appreciation for the global leadership of the Campaign, its transformative impact on reducing inequalities and for action for a new global agenda grounded in the principles of rights, inclusiveness, and equality. Nearly 95,000 fistula repair surgeries have been supported by UNFPA since the 2003 launch of the campaign (with over 9,000 surgeries supported in 2017 alone) – restoring their health and hope, enabling countless women and girls to reclaim their dignity.

Table 7.

Co-financing contribution revenue for the Campaign to End Fistula (2016-2017), as of 31 December 2017

(in millions of \$)

Donors	2016	Donors	2017
Luxembourg	0.24	Luxembourg	0.32
Iceland	0.10	Poland	0.10
Poland	0.03	Friends of UNFPA	0.02
Total	0.37	Total	0.44

Note: Totals are rounded off.

40. In 2017, UNFPA used its leadership of the Campaign to mobilize partners to jointly publish a call for a new global strategy to end fistula within a generation. Also, for the first time, it enabled a fistula survivor to give testimony at a high-level side event hosted by UNFPA at the United Nations General Assembly. In support of Governments in high-burden countries, the Campaign strengthened national capacities to develop, implement and monitor evidence-based strategies for ending obstetric fistula, including creation of enabling environments and strengthening of health systems to prevent and repair obstetric fistula and rehabilitate survivors. By 2017, 81 per cent of MHTF-supported countries had established national taskforces to oversee, coordinate and monitor the implementation of strategies to eliminate obstetric fistula; 23 MHTF-supported countries had developed time-bound national strategies to eliminate obstetric fistula. In 2017, the innovative global obstetric fistula electronic registry was initiated in five countries (Bangladesh, Cameroon, Madagascar, Malawi, and Nepal) to strengthen availability of real-time data on obstetric fistula and enable tracking of survivors’ access to care, health outcomes and well-being.

41. While the majority of funding for the Campaign to End Fistula comes from the Maternal Health Trust Fund, total contribution revenue mobilized in 2016 and 2017 amounted to \$0.37 million, and \$0.44 million, respectively (table 7).

D. Contributions to UNFPA for emergency preparedness and humanitarian response

42. In 2017, UNFPA humanitarian action reached 16 million people with sexual and reproductive health and gender-based violence services in 58 countries. This included supporting 880 mobile health clinics and 2,280 health facilities to provide emergency obstetric care; establishing 725 safe spaces for women and girls; distributing 800,000 dignity kits; providing critical services to more than 375,000 gender-based violence survivors; and training over 4,000 personnel in Minimum Initial Service Package for reproductive health. In addition to providing life-saving assistance, UNFPA assumed in 2017 the leadership of the gender-based violence sub-cluster to coordinate global efforts to prevent and respond to gender-based violence in humanitarian settings.

43. UNFPA humanitarian funding increased from \$154.8 million in 2016 to \$165.4 million in 2017, a 7 per cent increase. This represents 23 per cent of the total co-financing contributions recorded in 2017 (32 per cent in 2016). In 2017, UNFPA also received in-kind support valued at \$112,500 from Baby Box Company, to respond to humanitarian emergencies in Haiti; and received in-kind services valued at approximately \$1.2 million from three non-governmental organizations (Danish Refugee Council, Norwegian Refugee Council and RedR Australia) through deployment of 17 personnel to 20 UNFPA country offices responding to humanitarian emergencies. This is an increase from \$0.7 million in-kind support when compared to \$522,244 received in 2016 to support 12 country offices in 2016.

44. United Nations joint humanitarian funding modalities, such as the Central Emergency Response Fund (CERF) and country-based pooled funds, are critical for implementing UNFPA humanitarian response, with a total funding received through the United Nations Office for the Coordination of Humanitarian Affairs of \$33.3 million in 2017 (\$21 million from CERF) and \$35 million in 2016 (\$23.1 from CERF). Other humanitarian donors in 2017 included the European Commission (\$42.1 million); Canada (\$25.2 million); Japan (\$9.1 million); Norway (\$7.1 million); United States (\$5.7 million); United Kingdom (\$5.4 million); Denmark (\$5.3 million); Sweden (\$5.1 million); Republic of Korea (\$3 million); Finland (\$3 million); Netherlands (\$2.8 million); and Australia (\$2.8 million). In addition, UNFPA mobilized \$2.7 million from Friends of UNFPA.

45. The UNFPA Emergency Fund is an internal funding mechanism financed from regular resources that allows country offices to kick-start a humanitarian response. In 2017, about 4 million people, through services from 41 UNFPA country offices and 3 regional offices, benefitted from allocations from the Emergency Fund and other resources contributions to UNFPA global humanitarian response. Canada and Norway made investments directly to the global humanitarian response, totalling \$2.9 million beyond the \$5 million allocation made from core resources to the Emergency Fund.

E. Contributions from the private sector

46. In 2017, the effort to engage and build new partnerships with non-traditional partners and stakeholders has further been consolidated. The UNFPA Strategic Partnerships Framework 2018-2021 has been adopted; it is fully aligned with the UNFPA Strategic Plan, 2018-2021, enacting strategic partnerships as a key mode of engagement to achieve the three transformative results UNFPA has committed to focus on: (a) end preventable maternal deaths; (b) end the unmet need for family planning; and (c) end gender-based violence and harmful practices, including child marriage.

47. Through its partnerships, UNFPA mobilized funding and in-kind contributions valued at \$23.1 million from the private sector in 2017 – a 68 per cent increase over 2016. In 2017, UNFPA also finalized 91 partnerships with 59 partners (73 partnerships with 53 partners in 2016). These partnerships have helped strengthen the profile of UNFPA, fund UNFPA programmes more effectively, and support innovative and creative solutions or advocate for the rights and health of women and adolescents.

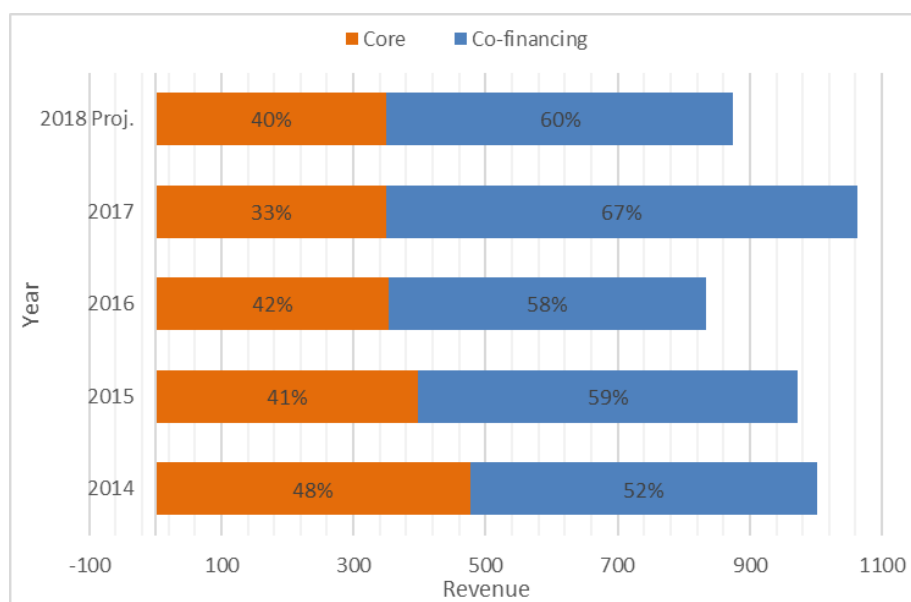
48. UNFPA strengthened the relationship and enhanced the resources it received from key partners in a number of ways. A new partnership was initiated with the Bill and Melinda Gates Foundation, the Government of the United Kingdom, Flowminder, Oak Ridge and the Center for International Earth Science Information Network for the use of geospatial data in censuses. In 2017, UNFPA and Johnson and Johnson further extended their long-term collaboration to strengthen midwifery services in Haiti and Liberia. Increased outreach to academia has led to new innovative ‘reach’ and ‘brain power’ partnerships, including with the Consortium of Universities for Global Health and the Parsons School of Design.

49. Partnerships have been further strengthened at country and regional levels through the continuous support and joint work with the regional and country offices. These include partnering against gender-based violence with sports clubs in Belarus and Ukraine; a sexual and reproductive health workplace programme supported by Merck for Mothers and the United Nations Foundation in the Philippines; a joint partnership between Baby Box and Johnson and Johnson in response to humanitarian relief efforts in Haiti; a partnership with the Social Development Center (Nama) in Qatar on achieving the Sustainable Development goals in the Arab States region; a partnership with the United Nations Federal Credit Union Foundation to strengthen fistula care in Nigeria, as well as a visibility partnership with the Graça Machel Trust in Kenya.

50. UNFPA organized knowledge sharing sessions, as well as a series of workshops and conferences with national parliaments around the world, to integrate reproductive health into national strategies and programmes. It aided parliaments in Egypt, Jordan and Lebanon to adopt path-breaking legislation that will help to protect millions of women and adolescent girls from harmful practices and tightens regulations around the prosecution of rapists. Jointly with the African Union, the European Union, the Pan African Parliament, and the European Parliamentary Forum, UNFPA championed activities and interventions aimed at ensuring that appropriate laws are adopted and enforced, funds are allocated, governmental institutions are accountable, and communities are aware of gender inequality and harmful practices and advocated for sexual and reproductive health and reproductive rights for all.

Table 8.

Percentage distribution of regular and co-financing contributions to total contribution, 2014-2017



Note: Data for 2018 is a projection and still subject to change.

51. UNFPA has received a higher proportion of co-financing than regular resources contributions to total contributions: 52 per cent (2014), 59 per cent (2015), 58 per cent (2016) and 67 per cent (2017), and a projected 60 per cent for 2018. Nevertheless, UNFPA continues to strive to minimize highly earmarked funds and maintain a reasonable balance between regular and co-financing resources. A number of these resources were received as short-term commitments of one or two years; this complicates efforts to maintain the robust institutional framework needed to support its mandate, especially when faced with decreasing regular resources. It is to be noted that the number of co-financing agreements have increased, from 341 agreements in 2016 to 356 agreements in 2017.

52. In 2017, the UNFPA Non-Core Funds Management Unit coordinated and provided strategic guidance to all relevant UNFPA units for the management of the large global non-core funding streams in order to further increase synergies among the non-core funding streams and core resources in support of the UNFPA mandate. The application of the non-core funds policy for the management of funding allocation methods and other elements of the policy led to an improved process in the timely disbursement of funds (which improved by 45 days for UNFPA Supplies within one year), and to a higher implementation rate of non-core funds.

53. The unit issues monthly monitoring reports of the financial implementation rate of UNFPA humanitarian funds. This continuous monitoring has contributed to a 45 per cent improvement in implementation rates (compared to the February 2016 baseline), one of the key reasons for the increased contributions UNFPA received from CERF in 2017.

F. UNFPA strategic plan targets 2018-2021

54. The strategic plan contribution targets for 2018-2021, as presented at the second regular session of the Executive Board in September 2017, were projected at \$3,400 million, including \$1,400 million in regular resources and \$2,000 million in co-financing resources. The estimated total revenue is based on donor engagement, early indications from donors, analysis of the financing environment and potential sources of funds, including official development assistance and contribution trends. UNFPA funding targets remain ambitious; however, from a fiduciary perspective, the budget remains prudent, given the experience of the previous strategic plan cycle, 2014-2017. Within the 2030 Agenda, the Fund's position, with its donors, partners and the United Nations development system, remains strong, reflecting continued trust and confidence of donors in the UNFPA mandate and strong support of the Strategic Plan, 2018-2021.

55. Given the opportunity to review the income scenario for 2018-2021, UNFPA proposes to revise the strategic plan contribution targets to an overall total of \$3,500 million (\$1,400 million for regular resources and \$2,100 million for co-financing resources), an increase of \$100 million (2.9 per cent for the four-year period), or \$25 million per year, for co-financing resources. Any additional resources mobilized above these targets would be used for the improved delivery of UNFPA programmes and to support the resident coordinator system. Due to the repositioning of the United Nations development system the anticipated doubling of current levels under the UNDG cost-sharing arrangement will affect UNFPA regular resources.

56. This proposed increased for co-financing contribution targets results from extensive analysis of contribution trends: UNFPA has a solid picture of the 2017 contribution revenue results, reaching \$1,062 million in contribution revenue (\$350 million for regular resources and \$712 million for co-financing resources), the highest-ever revenue achieved by the Fund. With this outcome, 97 per cent of the overall co-financing strategic plan contribution targets of \$2,365 million for 2014-2017 was met (\$2,291 million), representing the co-financing resources mobilized for the previous strategic plan cycle. It is projected that increases will be from these areas which demonstrated sustained growth: multi-donor trust funds and joint programmes, strategic private-sector partnerships, programme countries contributing to their own country programmes, and contributions from the European Commission.

57. Based on these results, increasing the targets for co-financing resources by \$25 million per year, while is still a cautious increase, reflects the confidence, dedication and commitment of UNFPA at all levels to build effective strategic partnerships, institutionalize focused target setting, optimize funding opportunities, including innovative financing mechanisms to raise adequate and sustainable resources, and continue a dialogue on options that will enhance the quality of contributions to finance UNFPA support to programme countries .

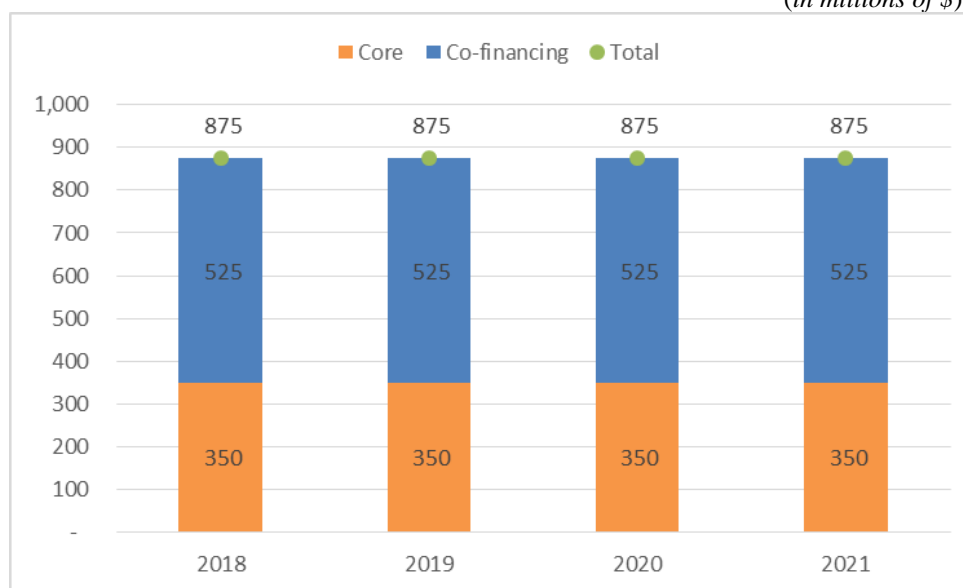
58. In comparison with the four-year co-financing contribution revenue target of \$596 million per year for the previous strategic plan cycle (2014-2017), the proposed co-financing targets of \$525 million per year is conservative. As a voluntarily funded organization, UNFPA understands that co-financing resources are difficult to predict as this involves uncertainty to the timing and duration of funding commitments, donor priorities and preferences. UNFPA will seek to meet its targets, in accordance with the resource mobilization strategy, the recommendation of the quadrennial comprehensive policy review and the continued guidance of the Executive Board (table 9).

59. The preparation of the contribution revenue targets is in line with the scope of the Strategic Plan, 2018-2021. UNFPA has included specific indicators to measure resource mobilization efforts. While the targets are conservative, since they are lower than the targets in the previous cycle, the Fund's resource mobilization efforts continue to be ambitious; any additional resources mobilized above these targets will be allocated towards the improved delivery of UNFPA programmes.

Table 9.

Proposed strategic plan contribution targets, 2018-2021 (revision)

(in millions of \$)



Note: Proposed strategic plan contribution targets of \$3,500 million for 2018-2021 (\$1,400 million for regular resources, and \$2,100 million for co-financing resources).

III. Executive Board dialogue on funding issues

Structured funding dialogues

60. In accordance with Executive Board decision 2017/25, UNFPA developed a proposal to improve the functioning and effectiveness of the structured funding dialogues. Several informal consultations with the Executive Board were convened in 2017 and 2018, to discuss the proposal for future structured funding dialogues, the elaboration of a 'funding compact', in line with the Secretary General's proposal to reposition the United Nations development system, and the UNFPA funding architecture and financial situation. Through regular and in-depth dialogues with all Member States, UNFPA expects to reach an adequate level of predictable funding for the realization of universal access to sexual and reproductive health and reproductive rights over the next three cycles of the strategic plan towards 2030.

61. Also, in line with the Secretary General's funding reform, UNFPA has taken a leadership role among United Nations agencies in advancing the structured funding dialogues and the concept of a 'funding compact', both United Nations system-wide and at UNFPA. Its proposal to strengthen the depth and regularity of the structured funding dialogues has been well received by Member States and United Nations partner organizations. The proposal needs to be robustly supported by as many Member States as possible in order to deliver on the intended objective of securing predictable and high-quality funding for the Strategic Plan and the Sustainable Development Goals. In an addendum, the UNFPA proposal to the Executive Board: Structured Funding Dialogues is submitted for endorsement by the Executive Board as part of its decision on the present report.

62. The UNFPA funding compact consists of a mutual commitment between UNFPA and Member States through which UNFPA commits to enhance excellence in programming, transparency and accountability in management, and to further align and consolidate its funding architecture. Member States, in turn, would commit to adequate levels of predictable resources for the strategic plan and support the operationalization of the funding architecture.

Funding trends

63. UNFPA appeals to the donors for the early commitments and payments, which are needed early in the year to ensure predictability, planning and effective and efficient implementation of programme delivery. Only \$127 million of regular resources were recorded officially as of 1 May 2018. In this regard, as more donors shift their priorities to earmarked resources, the funding gap in regular resources will continue. For the first year of the previous strategic plan (2014-2017), the core contribution revenue reached its highest, at \$477 million, and then rapidly declined to \$350 million in 2017, the final year of the cycle.

64. In line with the UNFPA resource mobilization strategy (DP/FPA/2015/11) advancing resource mobilization at all levels is now a corporate priority. UNFPA continues to stress that an unrestricted regular resources contribution remains the preferred modality, as this forms the bedrock of sustainability and effective delivery on the UNFPA mandate, increasingly important in the implementation of the 2030 Agenda.

65. For co-financing resources, the 2018 preliminary contribution revenue target is \$525 million. In accordance to Executive Board decision 2017/25, UNFPA continues to attract new sources of funding from diversified sources, and early positive results are materializing as the co-financing recorded for \$269 million, as of 30 April 2018, is \$64 million more compared to 30 April 2017.

66. Meeting these targets is critical for the resources needed to finance the strategic plan outcomes; predictability is critical, and multi-year commitments to support the Strategic Plan, 2018-2021 are vital for sustainability.

UNFPA resource mobilization strategy

67. The UNFPA resource mobilization strategy, adopted in Executive Board decision 2015/18, continues to guide the Fund's coordinated resource mobilization efforts, and is considered fit-for-purpose in the context of the Strategic Plan, 2018-2021 – as evinced by the \$712 million in co-financing contribution revenue mobilized in 2017, the highest ever recorded in the Fund's history. The revenue raised in 2017 by regional and country offices was \$534 million, representing 75 per cent of the total co-financing resources revenue for 2017, indicating the successful coordination of resource mobilization efforts throughout UNFPA. The remaining \$177 million (25 per cent) of total co-financing contribution revenue were mobilized through thematic funding streams and co-financing projects managed at headquarters. Underlying factors for the success of this record in co-financing are as follows:

(a) The resource mobilization strategy introduced a decentralized but coordinated approach to resource mobilization. This has started to mature with significant results – the regional and country offices have sharpened their resource mobilization targets and strategies based on their specific resource environments and relevant partnerships. Also, better vertical and horizontal flows of information have resulted in the presentation of more strategic proposals to potential contributors. This approach, together with strengthened resource management, transparency and resource tracking, has allowed UNFPA to expand on modalities, and has led to larger contributions;

(b) UNFPA is appreciative of the momentum of the substantial additional contributions from donors worldwide to cover the gap in core resources, and the momentum generated by movements, such as She Decides, the London Family Planning Summit, the African Union's focus on the demographic dividend and others, helped bring greater attention to the sexual and reproductive health and reproductive rights of women, adolescents and girls and young people.

Additional funding windows and opportunities

68. UNFPA continues to play an active role in United Nations joint funding and system-wide financing discussions, supporting the strengthening of country team capacities for resource mobilization, streamlining of financing instruments with the World Bank, regional financing institutions (such as the Islamic Development Bank, Inter-American Development Bank) and the European Union, participation in thematic, multi-partner alliances with resource mobilization or leveraging focus and for private-sector engagement.

69. Regarding South-South and triangular cooperation, UNFPA continued to promote alliances with developing countries to accelerate the implementation of the ICPD and the Sustainable Development Goals. As part of the fifth mode of engagement of programming under the Strategic Plan, 2018-2021, a guidance note was issued for all UNFPA regional and country offices in mainstreaming South-South and triangular cooperation into UNFPA programming.

70. In 2017, China allocated \$2 million from its South-South Cooperation Assistance Fund in support of a maternal health project in Sierra Leone, and India allocated \$550,000 from the India-United Nations Development Partnership Fund to accelerate repositioning of family planning in Sao Tome and Principe. Together with Partners in Population and Development (comprising 26 of the most populous countries) and the Indonesian Government, UNFPA co-organized a Population and Development Conference in Indonesia in November 2017. The conference was attended by senior government officials and representatives from non-governmental organizations from Asia, Africa, and the Middle East. These efforts further strengthened the position of UNFPA as a leader in population and development, especially among developing countries.

71. In partnership with United Nations Office for South-South Cooperation, UNFPA has decided to provide support to the Youth4South programme, aimed at enabling young people to come up with innovative ideas and solutions to population and development challenges; and the UNFPA Inter-Country Cooperation Office facilitated a Memorandum of Understanding between UNFPA and Partners in Population and Development that maps out the direction of future cooperation between the two organizations.

UNFPA transparency portal and the International Aid Transparency Initiative

72. UNFPA continues to be an active member of the International Aid Transparency Initiative, strengthening systems and visualization tools to provide traceability and better report on regular and other resources and their related results for the use of partner government information systems. United Nations system-wide data portals and the online UNFPA Transparency Portal, including the launch in 2017 of UNFPA donors pages, have been well received. The web pages feature the top 20 donors to UNFPA and include visualizations of results and expenditures by country, region and donor. The continued enhancement of the UNFPA transparency portal, which includes visualizations that highlight linkages in UNFPA results and expenditures by county, region and donor, has been well received by donors.

Broadening the donor base

73. Active engagement in strengthening partnerships with programme countries for financing the delivery of results is a priority for UNFPA. In 2016, 25 countries contributed to their own country programmes (totalling \$23 million), compared to 20 countries (\$61 million) in 2017. The matching fund modality (approved in Executive Board decision 2013/31), which annually allows up to \$100,000 to be made available as an incentive for upper-middle-income and high-income countries, was accessed by 9 programme countries (totalling \$0.7 million) in 2017, compared with 12 programme countries (\$1.1 million) in 2016.

74. Among the top 20 donors to UNFPA co-financing revenue in 2017 were partners beyond traditional donors (collective United Nations system entities, Guatemala, Haiti, and the Bill and Melinda Gates Foundation). UNFPA signed co-financing agreements with 105 contributors to co-financing resources, including Member States, private-sector foundations, businesses and institutions, compared to 102 contributors in 2016. UNFPA engaged in a number of negotiations for financing structures and contributions to processes commencing in 2017 and beyond as well as conceptualization of broader thematic funding for population and data initiatives, the Thematic Trust Fund for Reproductive Health, Safety and Dignity in Crises and the expansion of the Innovation Fund.

75. In line with Executive Board decision 2016/18, UNFPA worked on the 150 Donor Campaign to reach out to all Member States to support UNFPA by contributing, or increasing their contributions, as partners in support of the achievement of universal access to sexual and reproductive health, realization of reproductive rights, reduction in maternal mortality, acceleration of progress on the ICPD agenda and implementation of the Sustainable Development Goals. UNFPA successfully expanded its donor base from 123 donors in 2016 to 132 donors in 2017.

IV. Conclusion

76. UNFPA continues to systematically emphasize that the best modality is an unrestricted resource contribution, as also underscored by the QCPR, as these continue to form the bedrock of sustainability and effective delivery of its mandate. The sustainability of resources is critical to the Fund's ability to keep pace with the growing demands for its services in the countries it serves, to fully integrate the ICPD agenda into national development strategies, and to sustain the comparative advantage UNFPA brings to support the implementation of the 2030 Agenda for Sustainable Development.

77. With the Strategic Plan, 2018-2021 now in place, UNFPA is well positioned to implement the bold vision set forth in the 2030 Agenda and its own three transformative results. It is in this spirit that UNFPA appeals to the donor community to support a predictable cash flow, so important for the efficient and effective management of operations. For that reason, UNFPA encourages all Governments to increase their contribution levels to the Fund's regular resources and maintain timely contribution commitments and payment schedules to ensure UNFPA actions have the greatest impact, and also to support the new reinvigorated resident coordinator system.

78. Notably, the actual contribution revenue for regular resources has substantially declined through the years, from \$477 million in 2014 to \$350 million in 2017, despite the growing demands for sexual and reproductive health services around the world. As of 1 May 2018, only \$127 (37 per cent) million of the \$350 million strategic plan contribution target for regular resources, has been recorded.

79. UNFPA recognizes the reality of the current levels of core and non-core resource flows: strategies to optimize both are not mutually exclusive; together form the backbone of the UNFPA resource mobilization strategy. The Fund continues to seek valuable feedback in dialogue with partners, as exemplified by the structured funding dialogues that have taken place since 2017. UNFPA continues to work towards strengthening incentives for current contributors to core resources in order to continue to encourage their strong support, as well as for attracting new contributions. This includes forging stronger partnerships around regular contributions, effectively tracking the translation of resources into results, and continuous focus on innovation and value-for-money.

80. With the strong commitment of the donor community to UNFPA in the previous strategic plan cycle (2014-2017), UNFPA was able to meet 97 per cent of its overall strategic plan contribution target. In view of the importance of the current strategic plan, the achievement of the 2030 Agenda for Sustainable Development, the Addis Ababa Action Agenda and the Paris Agreement on Climate Change, UNFPA requires a sustainable and predictable financing platform to carry out its mandate.

V. Elements of a decision

81. The Executive Board may wish to:

- (a) Take note of the report on contributions by Member States and others to UNFPA and revenue projections for 2018 and future years (DP/FPA/2018/10);
- (b) Emphasize that UNFPA needs strong political and increased financial support as well as predictable regular resources, in order to enhance its assistance to countries, to implement its Strategic Plan, 2018-2021, to fully integrate the agenda of the International Conference on Population and Development into national development strategies and frameworks, to achieve the internationally agreed development goals, and to support countries in advancing the 2030 Agenda for Sustainable Development;
- (c) Emphasize that regular resources are the bedrock of UNFPA and essential to maintaining the multilateral, neutral and universal nature of its mandate and to carrying out its work, and encourage UNFPA to further mobilize these resources while continuing to mobilize supplementary resources for thematic funds and programmes;
- (d) Encourage all Member States to increase their contributions to regular resources, not least to ensure that UNFPA can cover the current critical gap in core revenue, and also encourage countries in a position to do so to make contributions during the first half of the year and to make multi-year pledges in order to ensure effective programming;
- (e) Also encourage all programme country Governments to expand their contributions to programmes in their own countries;

(f) Endorse the proposal to the Executive Board on structured funding dialogues, as presented in the addendum of this report.
