



United Nations Population Fund

Report of the Executive Director

Annex 1

2020 cumulative progress scorecard and indicator updates

Summary

This annex contains the 2020 scorecard of the strategic plan 2018-2021 output indicator target achievement. The annex also provides an overview of the achievement of the impact and outcome indicators of the strategic plan. This includes the outcome and impact indicator trends and their achievement by region and data disaggregation by age and sex where the data is available.

2020 cumulative progress scorecard

The COVID-19 pandemic has impacted the achievement by 2030 of the three transformative results. The analysis of the 2020 results shows that in spite of the pandemic overall UNFPA made good progress against the target set in the penultimate year of the strategic plan 2018-2021. The strategic plan has 14 development results outputs. For four of those outputs, progress toward the targets was 90 per cent and above, for seven of the outputs, progress was between 60 and 90 per cent of the targets, and for three developments, progress was below 60 per cent.

The outputs on: (a) workforce capacity; (b) adolescent and youth skills and capabilities; and (c) gender-based violence have shown significant improvement in terms of achieving the 2020 targets. The pandemic impacted primarily the strategic plan outputs that depended heavily on policy and accountability, data and supply chains.

- In 2020, output 4 on delivery of sexual and reproductive health commodities has achieved only 50 per cent of the indicator targets. Due to the COVID-19 pandemic, it was challenging to reach the users at the last mile with essential medicines and supplies, including sexual and reproductive health commodities. In addition, some countries had difficulties in developing the costed supply change management strategies.
- The output on adolescent and youth policies has 52 per cent of the target achievement, mainly because it was challenging for UNFPA and partners to integrate adolescent and youth needs into multi-sectoral policies and programmes due to the disruptions caused by the COVID-19 pandemic.
- The output 9 on gender equality laws and policies achieved its 2020 target by 58 per cent. It was challenging for UNFPA and partners to conduct advocacy dialogues for reproductive rights due to the lockdown and other disruptions caused by the pandemic. Also, most UNFPA country offices could not support aligning country laws, policies and regulations on reproductive rights with international human rights standards due to the pandemic.

Table 1 below provides an overview of the output achievement. Table 2 illustrates the indicator updates of the results and resources framework of the strategic plan.

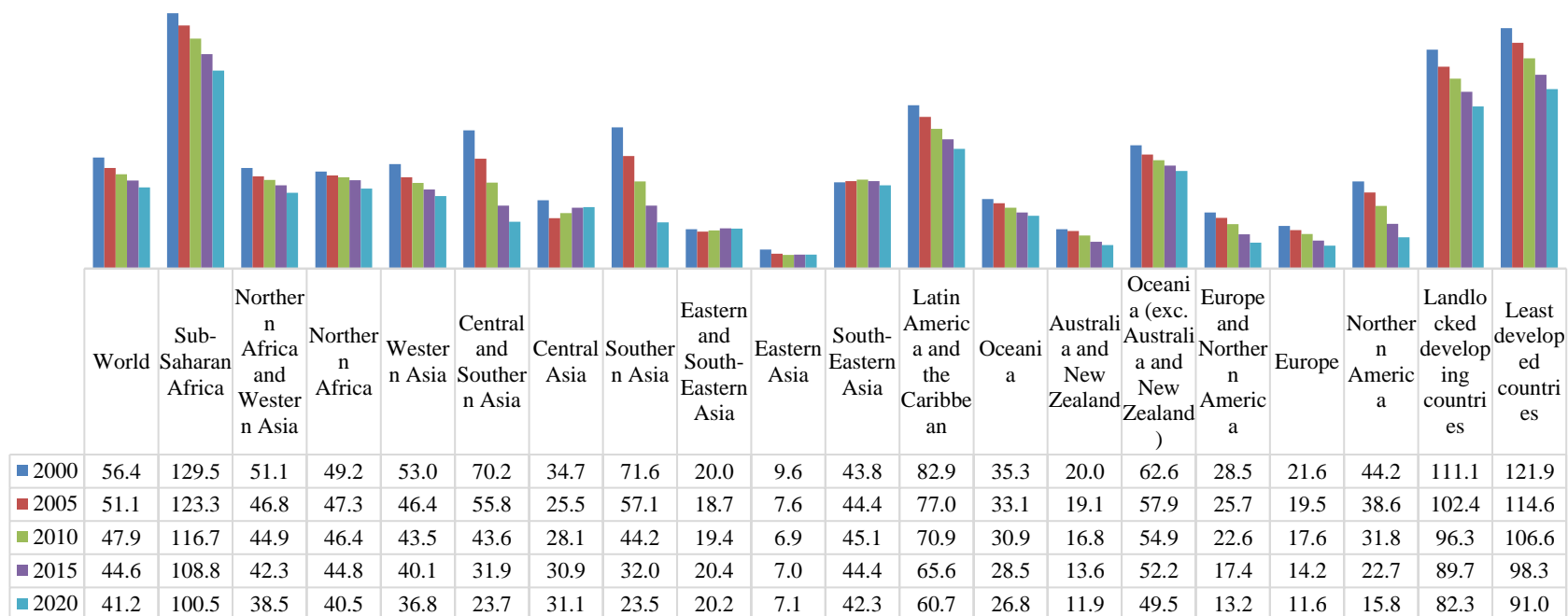
Table 1: 2020 scorecard				
Development output		2019 target achievement	2020 target achievement	Trend
1	Sexual and reproductive health policies for those furthest behind	65%	70%	Positive
2	Provision of integrated sexual and reproductive health services	89%	73%	Negative
3	Health workforce capacity	61%	85%	Positive
4	Delivery of sexual and reproductive health commodities	102%	50%	Negative
5	Accountability for sexual and reproductive health	85%	96%	Positive
6	Adolescent and youth skills and capabilities	66%	85%	Positive
7	Adolescent and youth policies	108%	52%	Negative
8	Youth leadership and participation	96%	103%	Positive
9	Gender equality laws and policies	60%	58%	Negative
10	Gender and sociocultural norms	76%	79%	Positive
11	Preventing and addressing gender-based violence	82%	133%	Positive
12	Elimination of harmful practices	80%	94%	Positive
13	Population data systems	87%	75%	Negative
14	Demographic intelligence	107%	119%	Positive
(Green) – progress, 90% and above [fully achieved] (Orange) – progress, between 60% and 90% [partially achieved] (Red) – progress, less than 60% [not achieved]				

Table 2. Updated integrated results and resources framework

Goal: Achieved universal access to sexual and reproductive health, realized reproductive rights, and reduced maternal mortality to accelerate progress on the International Conference on Population and Development agenda, to improve the lives of adolescents, youth and women, enabled by population dynamics, human rights, and gender equality																																																					
	Indicator	Baseline	2020 progress	2021 target	2030 target																																																
1	Maternal mortality ratio (maternal deaths per 100 000 live births)	219 (2015)	211 (2017)	135	Ended preventable maternal deaths (Sustainable Development Goal target for maternal mortality ratio- 70)																																																
Maternal mortality ratio (maternal deaths per 100 000 live births)																																																					
<table border="1" style="width: 100%; border-collapse: collapse;"> <thead> <tr> <th></th> <th style="text-align: center;">Arab States</th> <th style="text-align: center;">Asia and the Pacific</th> <th style="text-align: center;">East and Southern Africa</th> <th style="text-align: center;">Eastern Europe and Central Asia</th> <th style="text-align: center;">Latin America and the Caribbean</th> <th style="text-align: center;">West and Central Africa</th> <th style="text-align: center;">World</th> </tr> </thead> <tbody> <tr> <td style="text-align: center;">■ 2000</td> <td style="text-align: center;">262</td> <td style="text-align: center;">272</td> <td style="text-align: center;">773</td> <td style="text-align: center;">42</td> <td style="text-align: center;">96</td> <td style="text-align: center;">1000</td> <td style="text-align: center;">342</td> </tr> <tr> <td style="text-align: center;">■ 2005</td> <td style="text-align: center;">223</td> <td style="text-align: center;">218</td> <td style="text-align: center;">639</td> <td style="text-align: center;">34</td> <td style="text-align: center;">90</td> <td style="text-align: center;">890</td> <td style="text-align: center;">296</td> </tr> <tr> <td style="text-align: center;">■ 2010</td> <td style="text-align: center;">178</td> <td style="text-align: center;">167</td> <td style="text-align: center;">494</td> <td style="text-align: center;">26</td> <td style="text-align: center;">84</td> <td style="text-align: center;">798</td> <td style="text-align: center;">248</td> </tr> <tr> <td style="text-align: center;">■ 2015</td> <td style="text-align: center;">155</td> <td style="text-align: center;">130</td> <td style="text-align: center;">413</td> <td style="text-align: center;">21</td> <td style="text-align: center;">76</td> <td style="text-align: center;">744</td> <td style="text-align: center;">219</td> </tr> <tr> <td style="text-align: center;">■ 2017</td> <td style="text-align: center;">151</td> <td style="text-align: center;">120</td> <td style="text-align: center;">391</td> <td style="text-align: center;">20</td> <td style="text-align: center;">74</td> <td style="text-align: center;">717</td> <td style="text-align: center;">211</td> </tr> </tbody> </table>							Arab States	Asia and the Pacific	East and Southern Africa	Eastern Europe and Central Asia	Latin America and the Caribbean	West and Central Africa	World	■ 2000	262	272	773	42	96	1000	342	■ 2005	223	218	639	34	90	890	296	■ 2010	178	167	494	26	84	798	248	■ 2015	155	130	413	21	76	744	219	■ 2017	151	120	391	20	74	717	211
	Arab States	Asia and the Pacific	East and Southern Africa	Eastern Europe and Central Asia	Latin America and the Caribbean	West and Central Africa	World																																														
■ 2000	262	272	773	42	96	1000	342																																														
■ 2005	223	218	639	34	90	890	296																																														
■ 2010	178	167	494	26	84	798	248																																														
■ 2015	155	130	413	21	76	744	219																																														
■ 2017	151	120	391	20	74	717	211																																														

<p>Common indicator: World Health Organization (WHO), UNICEF, World Bank</p> <p>Sustainable Development Goal target: 3.1 By 2030, reduce the global maternal mortality ratio to less than 70 per 100,000 live births</p> <p>Sustainable Development Goal indicator: 3.1.1</p> <p>Framework of actions for the follow-up to the Programme of Action of the International Conference on Population and Development beyond 2014 (hereafter referred to as the Framework of actions for the follow-up to the ICPD Programme of Action beyond 2014): States should eliminate preventable maternal mortality and morbidity as urgently as possible by strengthening health systems and thereby ensuring universal access to quality prenatal care, skilled attendance at birth, emergency obstetric care and postnatal care for all women</p> <p>Disaggregation: Age, parity, location, socioeconomic characteristics</p> <p>Remarks: Every Woman Every Child framework indicator; Maternal Health Trust Fund vision; UNFPA strategic plan (2014-2017) indicator</p>					
2	Indicator	Baseline	2020 progress	2021 target	2030 target
	Adolescent birth rate (aged 10-14 years; aged 15-19 years , births per 1,000 women in that age group)	44.6 (2015)	41.2 (2020) (aged 15-19 years)	45	Not available

Adolescent birth rate per 1,000 women aged 15-19 years



Common indicator: None

Sustainable Development Goal target: 3.7 By 2030, ensure universal access to sexual and reproductive health-care services, including for family planning, information and education, and the integration of reproductive health into national strategies and programmes

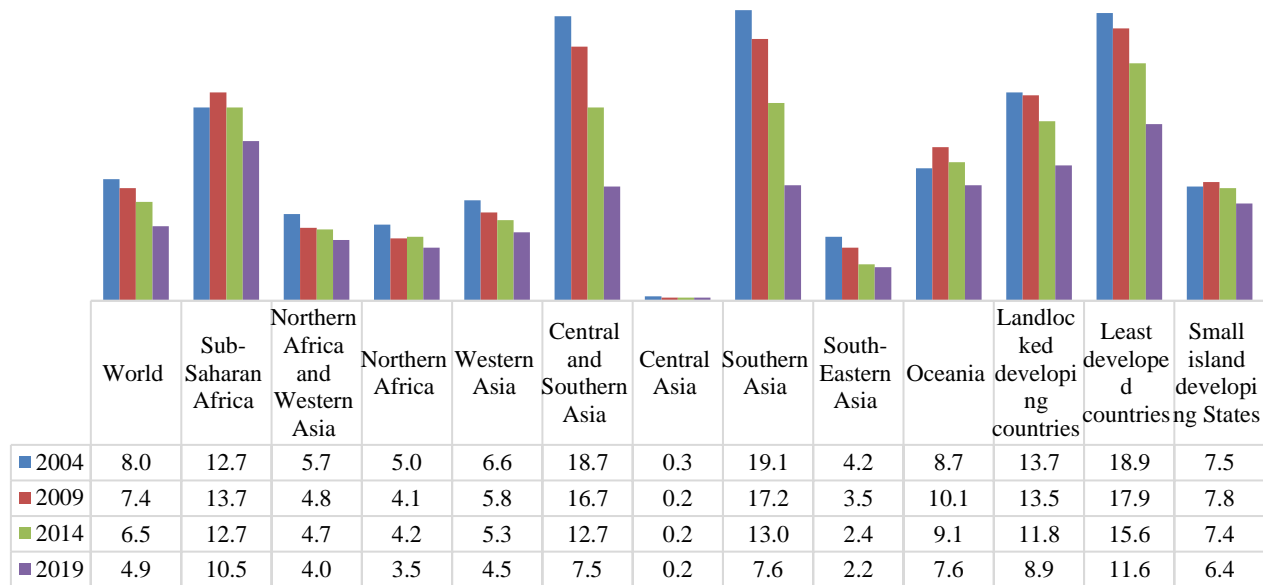
Sustainable Development Goal indicator: 3.7.2

Framework of actions for the follow-up to the ICPD Programme of Action beyond 2014: States should implement their commitments to promote and protect the rights of girls by enacting and implementing targeted and coordinated policies and programmes that concretely address: (a) ensuring gender parity in access to school; (b) providing comprehensive sexuality education; (c) reducing adolescent pregnancy; (d) enabling the reintegration of pregnant girls and young mothers into education at all levels, with a view to empowering the girl child and young women to achieve their fullest potential; and (e) elimination of harmful traditional practices, such as child, early and forced marriage and female genital mutilation/cutting.

Disaggregation: Age, education, marital status, socioeconomic status, geographical location
Remarks: Family Planning 2020 indicator; UNFPA strategic plan (2014-2017) indicator

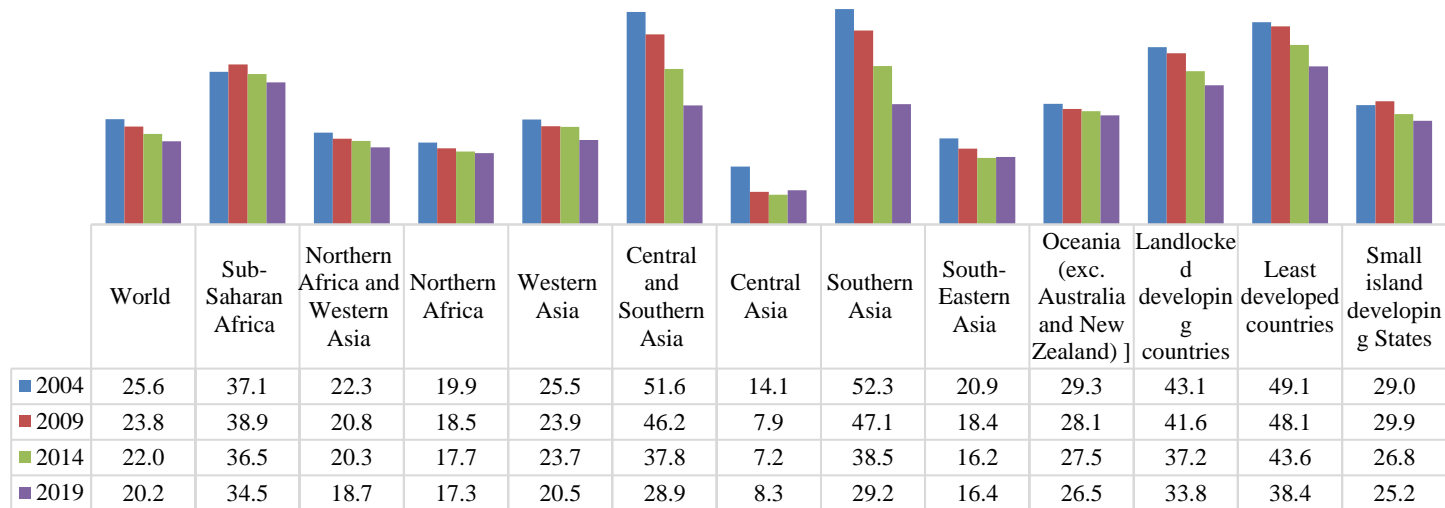
3	Indicator	Baseline	2020 progress	2021 target	2030 target
	Proportion of women aged 20-24 years who were married or in a union before age 15	6.5(2014)	4.9% (2019)	3.0%	Less than 1% (Eliminated child marriage)

Trends in child marriage (before age 15)



Proportion of women aged 20-24 years who were married or in a union before age 18	22.0% (2014)	20.2 (2019)	16.0%	Less than 1% (Eliminated child marriage)
---	--------------	--------------------	-------	---

Trends in child marriage (before age 18)



Common indicator: UNICEF, UN-Women

Sustainable Development Goal target: 5.3 Eliminate all harmful practices, such as child, early and forced marriage and female genital mutilation

Sustainable Development Goal indicator: 5.3.1

Framework of actions for the follow-up to the ICPD Programme of Action beyond 2014: States should preserve the dignity and rights of women and girls by eradicating all harmful practices, including child, early and forced marriage

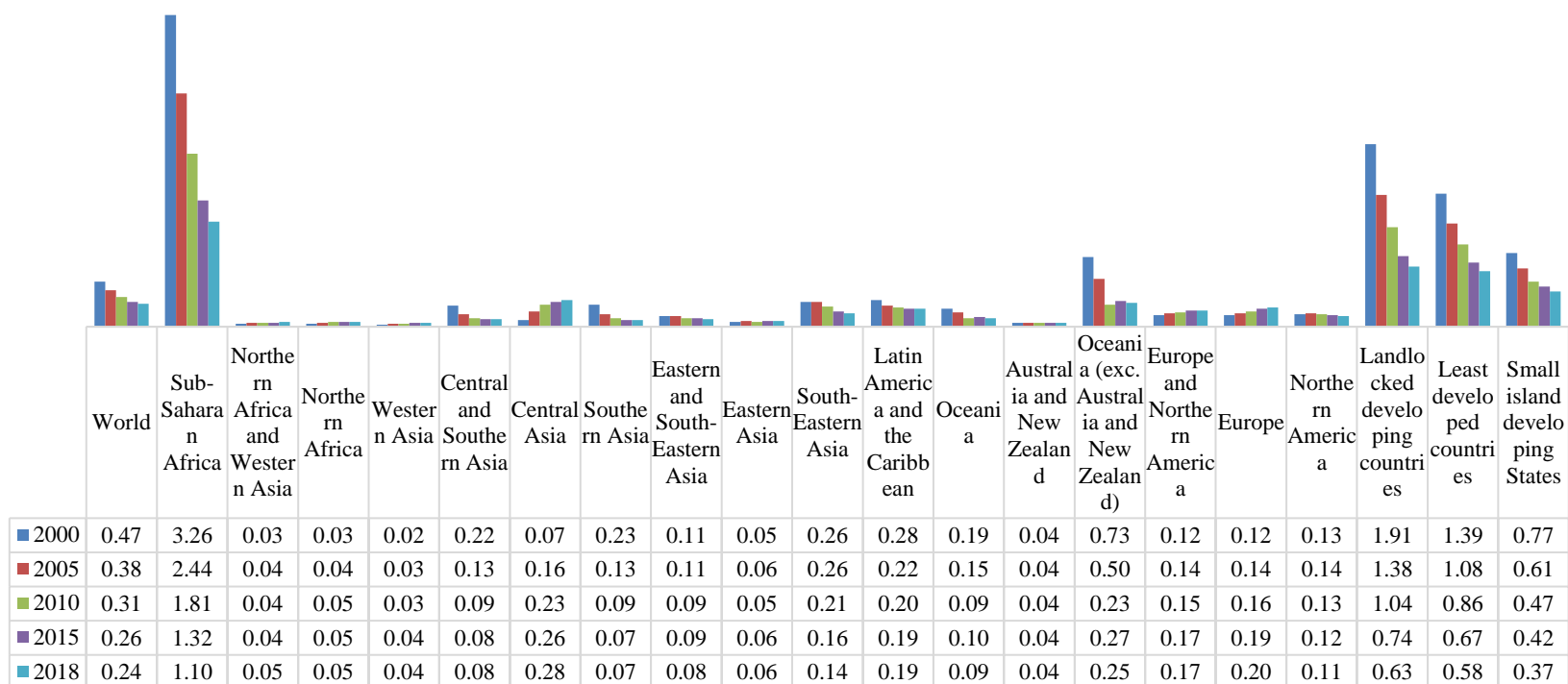
Disaggregation: Age, income, place of residence, geographical location, education, ethnicity (for some countries)

Remarks: UNFPA strategic plan (2014-2017) indicator

4	Indicator	Baseline	2020 progress	2021 target	2030 target
	Proportion of girls and women aged 15-49 years who have undergone female genital mutilation/cutting by age ¹	39 (2015)	34 % (2019)	15%	Less than 1% (Eliminated female genital mutilation)
<p>Common indicator: UNICEF</p> <p>Sustainable Development Goal target: 5.3 Eliminate all harmful practices, such as child, early and forced marriage and female genital mutilation</p> <p>Sustainable Development Goal indicator: 5.3.2</p> <p>Framework of actions for the follow-up to the ICPD Programme of Action beyond 2014: States should develop, support and implement comprehensive and integrated strategies for the eradication of female genital mutilation/cutting</p> <p>Disaggregation: Age, income, place of residence, geographical location, education</p> <p>Remarks: Direct measurement of the UNFPA strategic plan (2018-2021) transformative result: “End gender-based violence and all harmful practices, including child marriage”; UNICEF-UNFPA joint programme on female genital mutilation/cutting, phase III indicator</p>					
5	Indicator	Baseline	2020 progress	2021 target	2030 target
	Number of new HIV infections per 1,000 uninfected population, by sex, age and key populations	0.276(2015) Female: 0.25 Male: 0.27 Children: 0.10 Adults: 0.42	0.24 (2018) Female: 0.22 Male: 0.25 Children: 0.09 Adults: 0.39	0.06	0.02

¹ Indicator moved to the impact level. This was an outcome 3 indicator of the IRRF presented to the 2017 second regular session of the Executive Board. Baseline and target were calculated using the latest available FGM prevalence data for girls 0-14 years based on DHS or MICS. In some cases, the FGM prevalence data for girls and women 15-19 years is used when data for girls 0-14 years is not available.

Number of new HIV infections per 1,000 uninfected population



Common indicator: Joint United Nations Programme on HIV/AIDS (UNAIDS), UNDP, UNICEF

Sustainable Development Goal target: 3.3 By 2030, end the epidemics of AIDS, tuberculosis, malaria and neglected tropical diseases and combat hepatitis, water-borne diseases and other communicable diseases

Sustainable Development Goal indicator: 3.3.1

Framework of actions for the follow-up to the ICPD Programme of Action beyond 2014: States and global health partners should address the stark disparities in the success of HIV prevention in different parts of the world, and among different population groups

Disaggregation: Key populations, sex, age, HIV fast-track countries

Remarks: UNAIDS Unified Budget, Results and Accountability Framework indicator; UNFPA strategic plan (2014-2017) midterm review indicator

6	Indicator	Baseline	2020 progress	2021 target	2030 target
	Number of maternal deaths averted	154,000 (2014-2017)	160,000 (2018-2020)	216,000 (2018-2021)	650,000 ²
<p>Common indicator: None</p> <p>Related Sustainable Development Goal target: 3.1 By 2030, reduce the global maternal mortality ratio to less than 70 per 100,000 live births</p> <p>Related Sustainable Development Goal indicator: 3.1.1 Maternal mortality ratio</p> <p>Framework of actions for the follow-up to the ICPD Programme of Action beyond 2014: States should eliminate preventable maternal mortality and morbidity as urgently as possible by strengthening health systems and thereby ensuring universal access to quality prenatal care, skilled attendance at birth, emergency obstetric care and postnatal care for all women. States must, as a matter of urgency, provide widespread and high-quality information and counselling regarding the benefits and risks of a full range of affordable, accessible, quality contraceptive methods, with special attention to dual method use with male or female condoms, given the continuing risk of sexually transmitted infections and HIV, and ensure access to both contraceptive knowledge and commodities, irrespective of marital status</p> <p>Disaggregation: None</p> <p>Remarks: Model-based estimates; indicator is aligned with the UNFPA strategic plan (2018-2021) transformative result: “end preventable maternal deaths”</p>					
7	Indicator	Baseline	2020 progress	2021 target	2030 target
	Number of unintended pregnancies averted ³	35 million (2014-2017)	58.7million (2018-2020)	36 million (2018-2021)	100 million ⁴
<p>Common indicator: None</p> <p>Related Sustainable Development Goal target: 3.7 By 2030, ensure universal access to sexual and reproductive health-care services, including for family planning, information and education, and the integration of reproductive health into national strategies and programmes; 3.1 By 2030, reduce the global maternal mortality ratio to less than 70 per 100,000 live births</p> <p>Related Sustainable Development Goal indicator: 3.7.1 Proportion of women of reproductive age (aged 15-49 years) who have their need for family planning satisfied with modern methods; 3.1.1 Maternal mortality ratio</p>					

² Cumulative target converting three strategic plan cycles (from 2018 onwards) to attain SDGs

³ Represents only UNFPA programme countries

⁴ Cumulative target converting three strategic plan cycles (from 2018 onwards) to attain SDGs

	<p>Framework of actions for the follow-up to the ICPD Programme of Action beyond 2014: States must, as a matter of urgency, provide widespread and high-quality information and counselling regarding the benefits and risks of a full range of affordable, accessible, quality contraceptive methods, with special attention to dual method use with male or female condoms, given the continuing risk of sexually transmitted infections and HIV, and ensure access to both contraceptive knowledge and commodities, irrespective of marital status</p> <p>Disaggregation: None</p> <p>Remarks: Model-based estimates</p>				
8	Indicator	Baseline	2020 progress	2021 target	2030 target
	Number of unsafe abortions averted ⁵	11 million (2014-2017)	16.9 million (2018-2020)	12 million (2018-2021)	40 million ⁶
	<p>Common indicator: None</p> <p>Related Sustainable Development Goal target: 3.1 By 2030, reduce the global maternal mortality ratio to less than 70 per 100,000 live births; 3.7 By 2030, ensure universal access to sexual and reproductive health-care services, including for family planning, information and education, and the integration of reproductive health into national strategies and programmes</p> <p>Related Sustainable Development Goal indicator: 3.1.1 Maternal mortality ratio; 3.7.1 Proportion of women of reproductive age (aged 15-49 years) who have their need for family planning satisfied with modern methods</p> <p>Framework of actions for the follow-up to the ICPD Programme of Action beyond 2014: States should strive to eliminate the need for abortion by providing universal access to comprehensive sexuality education starting in adolescence, and sexual and reproductive health services, including modern methods of contraception, to all persons in need. States must, as a matter of urgency, provide widespread and high-quality information and counselling regarding the benefits and risks of a full range of affordable, accessible, quality contraceptive methods, with special attention to dual method use with male or female condoms, given the continuing risk of sexually transmitted infections and HIV, and ensure access to both contraceptive knowledge and commodities, irrespective of marital status</p> <p>Disaggregation: None</p> <p>Remarks: Model-based estimates; Family Planning 2020 indicator</p>				

⁵ Represents only UNFPA programme countries

⁶ Cumulative target converting three strategic plan cycles (from 2018 onwards) to attain SDGs

9	Indicator	Baseline	2020 progress	2021 target	2030 target
	Total lives saved ⁷	46 million (2014-2017)	30 million ⁸ (2018-2019)	50 million (2018-2021)	150 million ⁹
	<p>Common indicator: None</p> <p>Related Sustainable Development Goal target: 3.1 By 2030, reduce the global maternal mortality ratio to less than 70 per 100,000 live births; 3.7 By 2030, ensure universal access to sexual and reproductive health-care services, including family planning, information and education, and the integration of reproductive health into national strategies and programmes; 5.2: Eliminate all forms of violence against all women and girls in the public and private spheres, including trafficking and sexual and other types of exploitation;</p> <p>5.3 Eliminate all harmful practices, such as child, early and forced marriage, and female genital mutilation</p> <p>Related Sustainable Development Goal indicator: 3.1 By 2030, reduce the global maternal mortality ratio to less than 70 per 100,000 live births; 3.7.1 Proportion of women of reproductive age (aged 15-49 years) who have their need for family planning satisfied with modern methods; 5.2.1 Proportion of ever-partnered women and girls aged 15 years and older subjected to physical, sexual or psychological violence by a current or former intimate partner in the previous 12 months, by form of violence and by age; Proportion of women and girls aged 15 years and older subjected to sexual violence by persons other than an intimate partner in the previous 12 months, by age and place of occurrence; 5.3.1 Proportion of women aged 20-24 years who were married or in a union before age 15 and before age 18; 5.3.2 Proportion of girls and women aged 15-49 years who have undergone female genital mutilation/cutting, by age</p> <p>Framework of actions for the follow-up to the ICPD Programme of Action beyond 2014: States should eliminate preventable maternal mortality and morbidity as urgently as possible by strengthening health systems and thereby ensuring universal access to quality prenatal care, skilled attendance at birth, emergency obstetric care and postnatal care for all women. States should adopt and implement legislation, policies and measures that prevent, punish and eradicate gender-based violence within and outside the family, as well as in conflict and post-conflict situations. States must, as a matter of urgency, provide widespread and high-quality information and counselling regarding the benefits and risks of a full range of affordable, accessible, quality contraceptive methods, with special attention to dual method use with male or female condoms, given the continuing risk of sexually transmitted infections and HIV, and ensure access to both contraceptive knowledge and commodities, irrespective of marital status</p> <p>Disaggregation: None</p> <p>Remarks: Model-based estimates</p>				

⁷ Represents only UNFPA programme countries

⁸ Did not estimate for 2020

⁹ Cumulative target converting three strategic plan cycles (from 2018 onwards) to attain SDGs

10	Indicator	Baseline	2020 progress	2021 target	2030 target
	Number of deaths, missing persons and directly affected persons attributed to disasters per 100,000 population	Not available ¹⁰	Data not available	Not available	Not available
<p>Common indicator: UNDP, UNICEF, UN-Women</p> <p>Sustainable Development Goal target: 1.5 By 2030, build the resilience of the poor and those in vulnerable situations and reduce their exposure and vulnerability to climate-related extreme events and other economic, social and environmental shocks and disasters</p> <p>Sustainable Development Goal indicator: 1.5.1</p> <p>Framework of actions for the follow-up to the ICPD Programme of Action beyond 2014: States should develop, strengthen and implement effective, integrated, coordinated and coherent national strategies to eradicate poverty and break the cycles of exclusion and inequality as a condition for achieving development</p> <p>Disaggregation: Type of hazard</p> <p>Remarks: Sendai Framework for Disaster Risk Reduction 2015 - 2030 indicator</p>					
11	Indicator	Baseline	2020 progress	2021 target	2030 target
	Proportion of population below the international poverty line, by sex, age, employment status and geographical location	8.6 (2015)	8% (2018) 7.8% male 8.3% female 7.4% female adult 14.0% female youth 7.0% male adult 13.2% male youth	6.0%	3.0%
<p>Common indicator: UNDP, UN-Women</p> <p>Sustainable Development Goal target: 1.1 By 2030, eradicate extreme poverty for all people everywhere, currently measured as people living on less than \$1.25 a day</p> <p>Sustainable Development Goal indicator: 1.1.1</p>					

¹⁰ SDG target not yet set

<p>Framework of actions for the follow-up to the ICPD Programme of Action beyond 2014: States should develop, strengthen and implement effective, integrated, coordinated and coherent national strategies to eradicate poverty and break the cycles of exclusion and inequality as a condition for achieving development</p> <p>Disaggregation: Sex, age, employment status and geographical location, urban/rural setting</p> <p>Remarks: In line with the Quadrennial Comprehensive Policy Review: focusing on the eradication of poverty in its all forms and dimensions</p>					
<p>Outcome 1: Every woman, adolescent and youth everywhere, especially those furthest behind, has utilized integrated sexual and reproductive health services and exercised reproductive rights, free of coercion, discrimination and violence</p>					
	Indicator	Baseline	2020 progress	2021 target	2030 target
1	Number of women who have utilized integrated sexual and reproductive health services	53 million (2014-2017)	76.7 million (2018-2020)	60 million (2018-2021)	100 million ¹¹
	Number of adolescents who have utilized integrated sexual and reproductive health services	2 million (2014-2017)	10.3million (2018-2020)	7 million ¹² (2018-2021)	15 million
	Number of youth who have utilized integrated sexual and reproductive health services ¹³	3 million (2014-2017)	22 million (2018-2020)	20 million ¹⁴ (2018-2021)	15 million
	Number of disabled women, adolescent and youth who have utilized integrated sexual and reproductive health services	100,000 (2014-2017)	529,579 (2018-2020)	500,000 (2018-2021)	2 million
<p>Common indicator: None</p> <p>Related Sustainable Development Goal target: 3.7 By 2030, ensure universal access to sexual and reproductive health-care services, including for family planning, information and education, and the integration of reproductive health into national strategies and programmes</p>					

¹¹ Cumulative target converting three strategic plan cycles (from 2018 onwards)

¹² Target adjusted as part of the midterm review

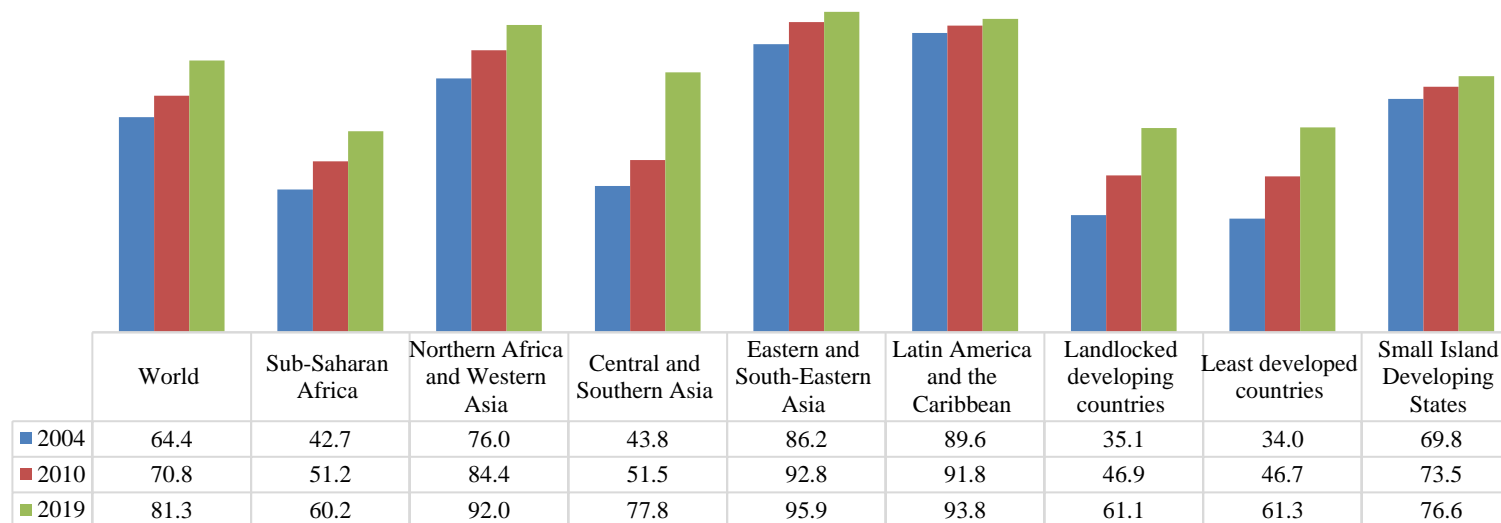
¹³ The age group of adolescent and youth is overlapping

¹⁴ Target adjusted as part of the midterm review

	<p>Related Sustainable Development Goal indicator: 3.1.2 Proportion of births attended by skilled health personnel; 3.8.1 coverage of essential health services; 3.7.1 Proportion of women of reproductive age (aged 15–49 years) who have their need for family planning satisfied with modern methods</p> <p>Framework of actions for the follow-up to the ICPD Programme of Action beyond 2014: States should implement full integration of HIV and other sexual and reproductive health services by greatly expanding access to quality services for the diagnosis and treatment of sexually transmitted infections. States should urgently undertake the necessary long-term investments in training, recruiting and rewarding health-care workers to increase their numbers and strengthen their capacity, with a focus on ensuring that human resources are available to provide universal access to quality sexual and reproductive health services. States should reorient the health system to enable continuity of care. States should adopt policies and programmes on sexual health to better meet the changing sexual needs of older persons. States should guarantee persons with disabilities, in particular young people, the right to health, including sexual and reproductive health and rights, as well as the right to the highest standard of care, States should enhance their capacity to recognize and prevent violence, ensure the provision of services that can mitigate the consequences of violence and enable the full rehabilitation of those who experience it.</p> <p>Disaggregation: Sex, age, disability, indigenous people, humanitarian context</p>				
2	Indicator	Baseline	2020 progress	2021 target	2030 target
	Proportion of births attended by skilled health personnel	70.8% (2010)	81.3% (2019)	85% ¹⁵	Universal coverage

¹⁵ 2021 target added as part of the midterm review 2019

Proportion of births attended by skilled health personnel



Common indicator: UNICEF, WHO

Sustainable Development Goal target: 3.1 By 2030, reduce the global maternal mortality ratio to less than 70 per 100,000 live births

Sustainable Development Goal indicator: 3.1.2

Framework of actions for the follow-up to the ICPD Programme of Action beyond 2014: States should eliminate preventable maternal mortality and morbidity as urgently as possible by strengthening health systems and thereby ensuring universal access to quality prenatal care, skilled attendance at birth, emergency obstetric care and postnatal care for all women, including those living in rural and remote areas

Disaggregation: Wealth quintile, residence, age, geographical location

Remarks: Maternal Health Trust Fund indicator; UNFPA strategic plan (2014-2017) indicator

3	Indicator	Baseline	2020 progress	2021 target	2030 target				
	Coverage of essential health services	64(2015)	66 (2017)	70 ¹⁶	Not available				
	Coverage of essential health services								

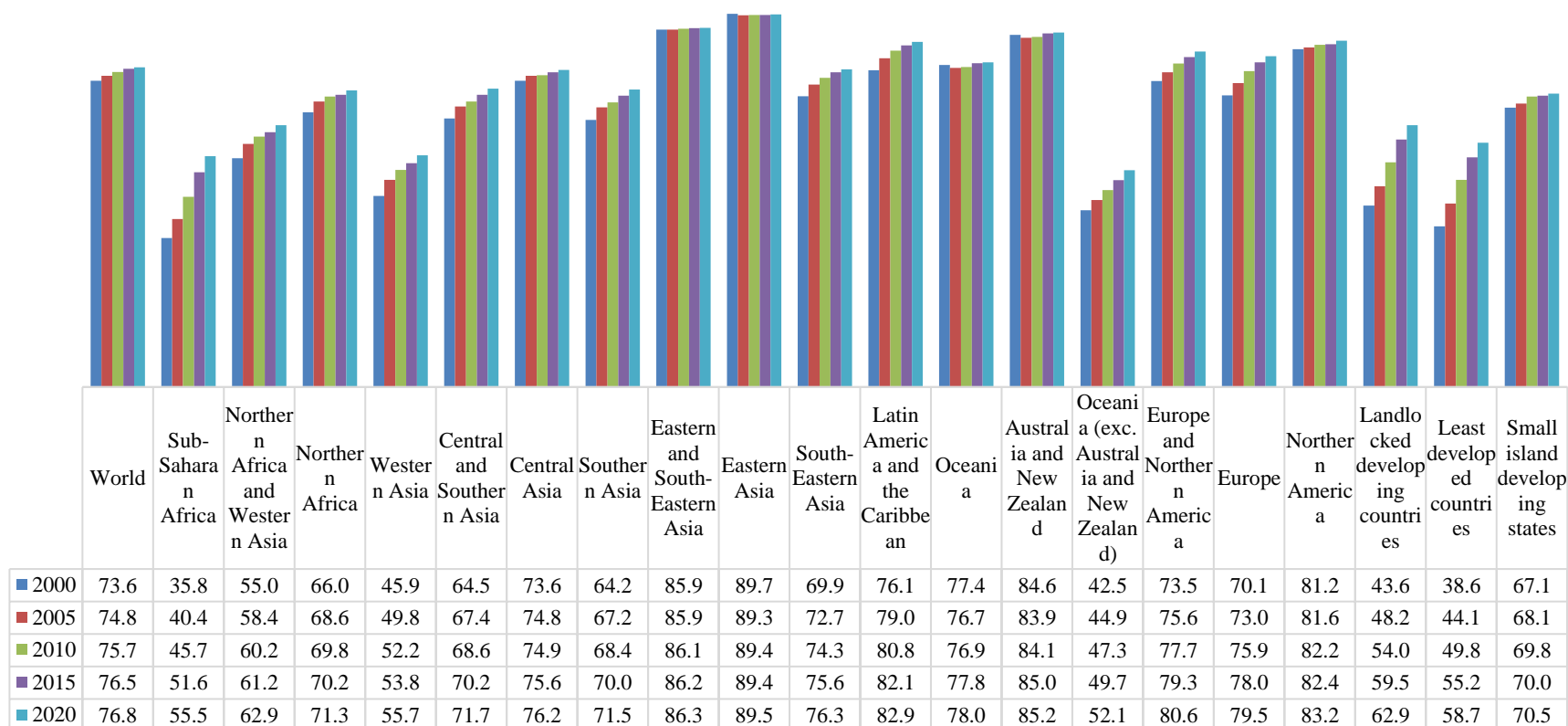
	World	Sub-Saharan Africa	Northern Africa and Western Asia	Central and Southern Asia	Eastern and South-Eastern Asia	Latin America and the Caribbean	Landlocked developing countries	Least developed countries	Small island developing States
■ Universal health coverage 2000	45	23	46	32	46	56	28	23	41
■ Universal health coverage 2005	50	28	52	35	53	63	32	27	50
■ Universal health coverage 2010	58	37	60	44	65	68	41	36	58
■ Universal health coverage 2015	64	43	65	52	72	75	47	42	64
■ Universal health coverage 2017	66	44	67	55	75	75	48	44	64

Common indicator: WHO, World Bank									
--	--	--	--	--	--	--	--	--	--

¹⁶ Target added as part of the midterm review

	<p>Sustainable Development Goal target: 3.8 Achieve universal health coverage, including financial risk protection, access to quality essential health-care services and access to safe, effective, quality and affordable essential medicines and vaccines for all</p> <p>Sustainable Development Goal indicator: 3.8.1</p> <p>Framework of actions for the follow-up to the ICPD Programme of Action beyond 2014: States should ensure mechanisms for: (a) the fair and affordable participation of all potential beneficiaries in their country; (b) the inclusion of essential sexual and reproductive health services within universal health coverage packages and the realization of comprehensive sexual and reproductive health care, especially for young people and the poor; and (c) the assurance of fairness and equality through the participation of civil society, independent commissions and advocacy groups in the oversight of allowable procedures, providers and reimbursements</p> <p>Disaggregation: To be decided</p>				
4	Indicator	Baseline	2020 progress	2021 target	2030 target
	Proportion of women of reproductive age (aged 15-49 years) who have their need for family planning satisfied with modern methods	76.5 (2015)	76.8	82.4%	93.9%

Proportion of women of reproductive age (aged 15-49 years) who have their need for family planning satisfied with modern methods



Common indicator: None

Sustainable Development Goal target: 3.7 By 2030, ensure universal access to sexual and reproductive health-care services, including for family planning, information and education, and the integration of reproductive health into national strategies and programmes

Sustainable Development Goal indicator: 3.7.1

	<p>Framework of actions for the follow-up to the ICPD Programme of Action beyond 2014: States must, as a matter of urgency, provide widespread and high-quality information and counselling regarding the benefits and risks of a full range of affordable, accessible, quality contraceptive methods, with special attention to dual method use with male or female condoms, given the continuing risk of sexually transmitted infections and HIV, and ensure access to both contraceptive knowledge and commodities, irrespective of marital status</p> <p>Disaggregation: Countries under the <i>UNFPA Supplies</i> programme</p> <p>Remarks: Family Planning 2020 core indicator</p>				
5	Indicator	Baseline	2020 progress	2021 target	2030 target
	Contraceptive prevalence rate (any method)	48.7	49 ¹⁷ (2020)	63.8	65.5
	<p>Common indicator: None</p> <p>Related Sustainable Development Goal target: 3.7 By 2030, ensure universal access to sexual and reproductive health-care services, including for family planning, information and education, and the integration of reproductive health into national strategies and programmes</p> <p>Related Sustainable Development Goal indicator: 3.7.1 Proportion of women of reproductive age (aged 15-49 years) who have their need for family planning satisfied with modern methods</p> <p>Framework of actions for the follow-up to the ICPD Programme of Action beyond 2014: States must, as a matter of urgency, provide widespread and high-quality information and counselling regarding the benefits and risks of a full range of affordable, accessible, quality contraceptive methods, with special attention to dual method use with male or female condoms, given the continuing risk of sexually transmitted infections and HIV, and ensure access to both contraceptive knowledge and commodities, irrespective of marital status</p> <p>Disaggregation: Location, quintile, age, countries under the <i>UNFPA Supplies</i> programme</p> <p>Remarks: Family Planning 2020 core indicator; indicator of the <i>UNFPA Supplies</i> programme; UNFPA strategic plan (2014-2017) indicator</p>				
6	Indicator	Baseline	2020 progress	2021 target	2030 target
	Unmet need for family planning	9.0 (2017)	9.0 ¹⁸ (2020)	2.15	Less than 1% (Eliminated unmet need family planning)

¹⁷ COVID-19 impact has not factored

¹⁸ COVID-19 impact has not factored

	<p>Common indicator: None</p> <p>Related Sustainable Development Goal target: 3.7 By 2030, ensure universal access to sexual and reproductive health-care services, including for family planning, information and education, and the integration of reproductive health into national strategies and programmes</p> <p>Related Sustainable Development Goal indicator: 3.7.1 Proportion of women of reproductive age (aged 15-49 years) who have their need for family planning satisfied with modern methods</p> <p>Framework of actions for the follow-up to the ICPD Programme of Action beyond 2014: States must, as a matter of urgency, provide widespread and high-quality information and counselling regarding the benefits and risks of a full range of affordable, accessible, quality contraceptive methods, with special attention to dual method use with male or female condoms, given the continuing risk of sexually transmitted infections and HIV, and ensure access to both contraceptive knowledge and commodities, irrespective of marital status</p> <p>Disaggregation: Location, quintile, age, countries under the <i>UNFPA Supplies</i> programme</p> <p>Remarks: Direct measurement of the transformative result: “End the unmet need for family planning”; Family Planning 2020 core indicator; indicator of the <i>UNFPA Supplies</i> programme; UNFPA strategic plan (2014-2017) indicator</p>				
7	<p style="text-align: center;">Indicator</p>	<p style="text-align: center;">Baseline</p>	<p style="text-align: center;">2020 progress</p>	<p style="text-align: center;">2021 target</p>	<p style="text-align: center;">2030 target</p>
	<p>Proportion of countries reporting no contraceptive stockouts in at least 60 per cent of service delivery points during the last three month</p>	<p style="text-align: center;">Not available</p>	<p style="text-align: center;">65%</p>	<p style="text-align: center;">83%</p>	<p style="text-align: center;">90%</p>
	<p>Common indicator: None</p> <p>Related Sustainable Development Goal target: 3.7 By 2030, ensure universal access to sexual and reproductive health-care services, including for family planning, information and education, and the integration of reproductive health into national strategies and programmes</p> <p>Related Sustainable Development Goal indicator: 3.7.1 Proportion of women of reproductive age (aged 15-49 years) who have their need for family planning satisfied with modern methods</p> <p>Framework of actions for the follow-up to the ICPD Programme of Action beyond 2014: States must, as a matter of urgency, provide widespread and high-quality information and counselling regarding the benefits and risks of a full range of affordable, accessible, quality contraceptive methods, with special attention to dual method use with male or female condoms, given the continuing risk of sexually transmitted infections and HIV, and ensure access to both contraceptive knowledge and commodities, irrespective of marital status</p> <p>Disaggregation: Location, countries under the <i>UNFPA Supplies</i> programme</p> <p>Remarks: Indicator of the <i>UNFPA Supplies</i> programme; Family Planning 2020 core indicator</p>				

Output 1: Enhanced capacities to develop and implement policies, including financial protection mechanisms, that prioritize access to information and services for sexual and reproductive health and reproductive rights for those furthest behind, including in humanitarian settings									
	Indicator	Baseline	2018 target	2018 actual	2019 target	2019 actual	2020 target	2020 actual	2021 target
1.1	Number of countries that have a costed integrated national sexual and reproductive health plan prioritizing access to a comprehensive package of sexual and reproductive health information and services for adolescents, key populations and marginalized groups	32	50	38	66	55	80 ¹⁹	54	103
1.2	Number of countries where essential sexual and reproductive health services are included as part of risk pooling and prepayment schemes	43	57	52	63	56	72 ²⁰	63	84
1.3	Number of countries that have budgeted emergency preparedness and response and disaster risk reduction plans which integrate sexual and reproductive health	18	34	28	45	35	37 ²¹	36	40
Output 2: Strengthened capacities to provide high-quality, integrated information and services for family planning, comprehensive maternal health, sexually transmitted infections and HIV, as well as information and services that are responsive to emergencies and fragile contexts									
	Indicator	Baseline	2018 target	2018 actual	2019 target	2019 actual	2020 target	2020 actual	2021 target

¹⁹ Indicator targets adjusted as part of the midterm review

²⁰ Indicator targets adjusted as part of the midterm review

²¹ Indicator targets adjusted as part of the midterm review

2.1	Number of countries meeting coverage of emergency obstetric and newborn care, as per the international recommended minimum standards	8	17	21	27	27	34	34	56
2.2	Number of women and girls living with obstetric fistula receiving treatment with the support of UNFPA ²²	22,114	23,000	19,702	23,600	18,444	25,900	12,367	27,500
2.3	Number of countries in which at least 25 per cent of public health facilities provide quality-assured, adolescent-friendly integrated sexual and reproductive health services	Note: <i>Indicator targets adjusted as part of the midterm review</i> [indicator methodology has changed with the integration of comprehensive package of sexual and reproductive health interventions]					59	52	97
2.4	Number of countries in which at least 60 per cent of public health facilities provide the essential health services package for survivors of sexual violence	33	38	35	44	41	57	48	94
2.5	Number of countries in which at least 25 per cent of public health facilities offer cervical cancer screening services	61	64	61	67	66	75	67	90
2.6	Number of countries that have applied the sexual and reproductive health/HIV integration index	5	11	9	12	21	25	26	30
		Note: <i>Indicator targets adjusted as part of the midterm review</i> [Increase ambitiousness]							
Output 3: Strengthened capacities of the health workforce, especially those of midwives, in health management and clinical skills for high-quality and integrated sexual and reproductive health services, including in humanitarian settings									

²² This is a non-cumulative indicator, numbers represent annual progress

	Indicator	Baseline	2018 target	2018 actual	2019 target	2019 actual	2020 target	2020 actual	2021 target
3.1	Number of countries in which all accredited midwifery schools follow the national pre-service curriculum based on the International Confederation of Midwives/WHO standards	34	42	37	49	37	40	42	50
		<p style="text-align: right;">Note:</p> <p style="text-align: center;"><i>Indicator targets adjusted as part of the midterm review</i> [Reduce ambition since countries face some challenges to meet the conditions]</p>							
3.2	Proportion of newly graduated midwives who are deployed in public health facilities within one year of graduation, with support from UNFPA	11%	13%	36%	15%	8%	20%	33%	25%
3.3	Number of countries in which the needs of persons with disabilities are included in the pre-service curricula of midwives	37	37	38	45	40	51	43	67
3.4	Number of health service providers and managers trained on the minimum initial service package with support from UNFPA	6,370	12,734	11,359	19,044	21,576	25,199	15,746	31,107
3.5	Number of countries in which adolescent health competencies are included in the pre-service curricula of health professionals	37	41	39	52	46	57	46	80
3.6	Number of countries in which the prevention of stigma and discrimination is included in the pre-service curricula of health professionals	60	60	61	68	66	69	66	82
		Output 4: Strengthened capacities to effectively forecast, procure, distribute and track the delivery of sexual and reproductive health commodities, ensuring resilient supply chains							

	Indicator	Baseline	2018 target	2018 actual	2019 target	2019 actual	2020 target	2020 actual	2021 target	
4.1	Number of countries where a costed supply chain management strategy is in place and that take into account recommended actions of the UNFPA/WHO implementation guide on ensuring rights-based contraceptive delivery	20	26	25	39	27	53	28	76	
4.2	Number of countries using a functional logistics management information system, including “reaching the last mile”, for forecasting and monitoring essential medicines and supplies, including sexual and reproductive health commodities	45	56	51	62	58	71	52	94	
4.3	Total couple-years of protection for contraceptives procured by UNFPA, including condoms	35.2 million	35.2 million	68.2 million	35.5 million	69.3 million	69.5 million	72.6 million	70 million	
		Note: <i>Indicator <u>targets adjusted</u> as part of the midterm review</i> [increase the ambitiousness]								
Output 5: Improved domestic accountability mechanisms for sexual and reproductive health and reproductive rights through the involvement of communities and health-system stakeholders at all levels										
	Indicator	Baseline	2018 target	2018 actual	2019 target	2019 actual	2020 target	2020 actual	2021 target	
5.1	Number of countries in which sexual and reproductive health indicators, disaggregated at least by age and sex,	9	24 ²³	14	25	19	41	27	76	

²³ Target changed

	are periodically collected as part of the national health information system, and made publicly available									
5.2	Number of countries conducting routine patient satisfaction surveys on the provision of sexual and reproductive health services that make the results publicly available	4	16	7	27	8	10	13	15	
		Note: <i>Indicator targets adjusted as part of the midterm review</i> [Reduce the ambitiousness based on the achievement trend]								
5.3	Number of countries in which at least 25 per cent of the estimated maternal deaths are notified	56	70	82	78	87	83	87	94	
5.4	Proportion of countries affected by a humanitarian crisis that have a functioning inter-agency sexual and reproductive health coordination body as a result of UNFPA guidance and leadership	43%	44%	52%	46%	54%	55%	34%	61%	
		Note: <i>Indicator 2020 target adjusted as part of the midterm review</i> [Increase the ambitiousness]								
Critical assumption 1: Improved sustainable financing										
1.1	Number of countries that annually increase their budget for sexual and reproductive health	To be added	-	Not available	-	To be added	-	-	To be added	
1.2	Proportion of official development assistance that is dedicated to reproductive health ²⁴	6.23%	-	6.23%	7.00%	To be added	-	-	8.00%	
Critical assumption 2: Improved infrastructure, including road networks, facility buildings, water supply, electrical grids and a communication network										

²⁴ Indicator presented to the 2017 second regular session edited to replace the word 'number' with 'proportion'

2.1	Number of countries meeting the ratio of health facilities per 10,000 population (In collaboration with WHO)	To be added	-	37% (countries with hospital beds for 10,000 population) ²⁵	To be added	To be added	-		To be added
Outcome 2: Every adolescent and youth, in particular adolescent girls, is empowered to have access to sexual and reproductive health and reproductive rights, in all contexts									
	Indicator	Baseline	2020 progress	2021 target	2030 target				
1	Rating in youth empowerment index	Not applicable	UNFPA is in the process of developing the index	Not available	Not available				
			Note: <i>New indicator <u>added</u> in 2019 as part of the midterm review [since there was no standard measurement for youth empowerment, UNFPA will set the 2021 and 2030 targets in 2020]</i>						
2	Percentage of women aged 15-24 years who correctly identify both ways of preventing the sexual transmission of HIV and reject major misconceptions about HIV transmission ²⁶	21.4% ²⁷	No data available	29.0%	44.0%				

²⁵ Reporting as a proxy indicator to health facilities per 10,000 population

²⁶ Numbers only for UNFPA programme countries. Targets calculated based on the historical trends between 2010 and 2014

²⁷ Targets for year 2021 and 2030 are based on historical trends between year 2000 and 2014; Indicator counts only the UNFPA programme countries

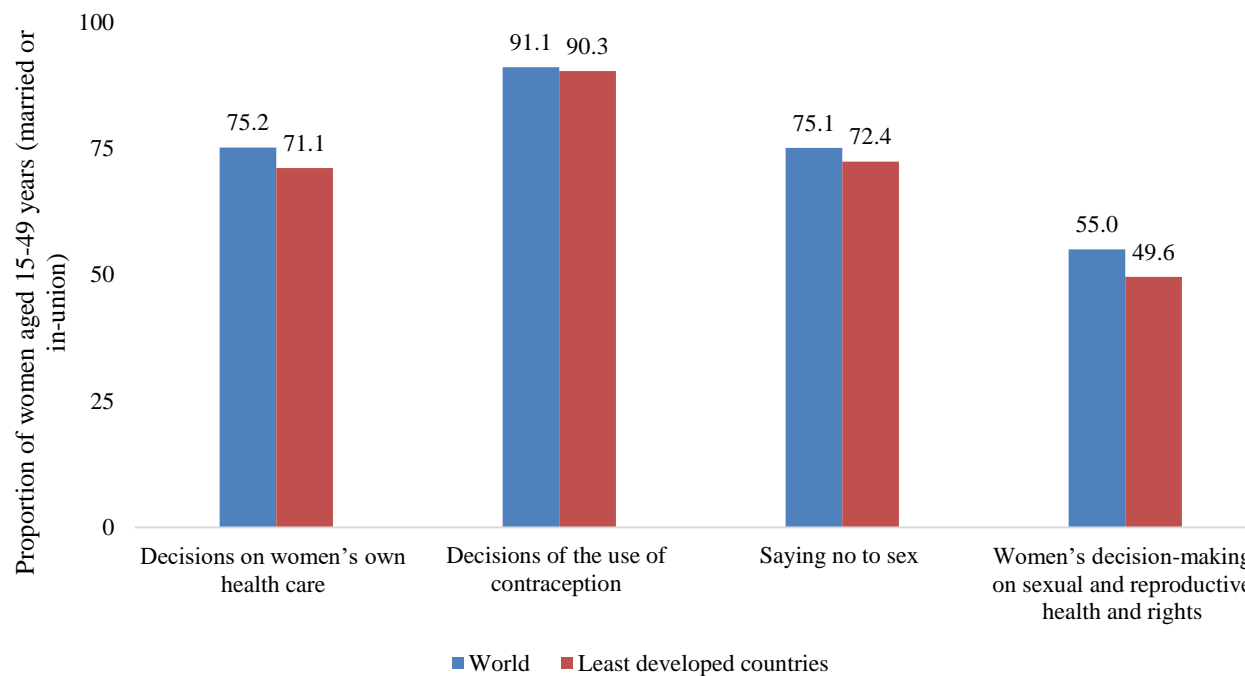
	Percentage of men aged 15-24 years who correctly identify both ways of preventing the sexual transmission of HIV and reject major misconceptions about HIV transmission	30.8%	No data available	39.0%	55.0%
<p>Common indicator: UNAIDS</p> <p>Related Sustainable Development Goal target: 3.3 By 2030, end the epidemics of AIDS, tuberculosis, malaria and neglected tropical diseases and combat hepatitis, water-borne diseases and other communicable diseases</p> <p>Related Sustainable Development Goal indicator: 3.3.1 Number of new HIV infections per 1,000 uninfected population, by sex, age and key populations</p> <p>Framework of actions for the follow-up to the ICPD Programme of Action beyond 2014: States should guarantee for boys, girls, adolescents and young people the opportunities, mentoring and skills to build healthy social relationships, harmonious coexistence and a life free from violence through multisectoral strategies and education that engage peer groups and families, and promote tolerance and appreciation of diversity, gender equality, self-respect, conflict resolution and peace. States and global health partners should address the stark disparities in the success of HIV prevention in different parts of the world, and among different population groups</p> <p>Disaggregation: Age, sex</p> <p>Remarks: UNFPA strategic plan (2014-2017) midterm review indicator</p>					
2	Indicator	Baseline	2020 progress	2021 target	2030 target
	Number of countries that engaged adolescents and youth, including marginalized adolescents and youth, in the formulation of national sexual and reproductive health policies	55	72	101	123
<p>Common indicator: None</p> <p>Related Sustainable Development Goal target: All the Sustainable Development Goal targets mentioned under the UNFPA strategic plan goal and under outcomes 1 and 3</p> <p>Related Sustainable Development Goal indicator: All the Sustainable Development Goal indicators mentioned under the UNFPA strategic plan goal and under outcomes 1 and 3</p> <p>Framework of actions for the follow-up to the ICPD Programme of Action beyond 2014: States should guarantee persons with disabilities, in particular young people, the right to health, including sexual and reproductive health and rights protected</p> <p>Disaggregation: Region, small island developing States, least developed countries</p>					

Output 6: Young people, in particular adolescent girls, have the skills and capabilities to make informed choices about their sexual and reproductive health and rights, and well-being									
	Indicator	Baseline	2018 target	2018 actual	2019 target	2019 actual	2020 target	2020 actual	2021 target
6.1	Number of marginalized girls that are reached by life skills programmes that build their health, social and economic assets ²⁸	Note: <i>Indicator targets adjusted as part of the midterm review</i> [decreased the ambitiousness of the original targets due to the challenges in reaching furthest behind populations]				1.6 million	1.8 million	2.2 million	2.0 million
6.2	Number of countries that operationalized school-based comprehensive sexuality education curricula in accordance with international standards	22	31	29	44	37	40	41	50
		Note: <i>Indicator targets adjusted as part of the midterm review</i> [decreased the ambitiousness based on the challenges faced by countries]]							
6.3	Number of countries with a national mechanism or strategy in place to deliver out-of-school comprehensive sexuality education in accordance with international standards	24	33	27	54	42	64	35	85
Output 7: Policies and programmes in relevant sectors tackle the determinants of adolescent and youth sexual and reproductive health, development and well-being									
	Indicator	Baseline	2018 target	2018 actual	2019 target	2019 actual	2020 target	2020 actual	2021 target
7.1	Number of countries in which at least two sectors, apart from the health sector, have strategies that integrate the sexual and reproductive health of adolescents and youth, including those marginalized	65	69	72	77	78	86	76	106

²⁸ This is a non-cumulative indicator

Output 8: Young people have opportunities to exercise leadership and participate in sustainable development, humanitarian action and in sustaining peace									
	Indicator	Baseline	2018 target	2018 actual	2019 target	2019 actual	2020 target	2020 actual	2021 target
8.1	Number of countries that have institutional mechanisms for the participation of young people in policy dialogue and programming, including in peacebuilding processes	65	70	70	81	82	95	83	105
8.2	Proportion of countries responding to humanitarian crises that include young people in decision-making mechanisms in all phases of the humanitarian response	19%	25%	58%	37%	32%	43%	62%	53%
Critical assumption 1: Improved youth livelihoods									
1.1	Youth unemployment rate (in collaboration with the International Labour Organization)	12.875 (2017)	-	12.748 (2018)	-	12.768 (2019)	-		-
Outcome 3: Gender equality, the empowerment of all women and girls, and reproductive rights are advanced in development and humanitarian settings									
	Indicator	Baseline	2020 progress	2021 target	2030 target				
1	Proportion of women aged 15-49 years who make their own informed decisions regarding sexual relations, contraceptive use and reproductive health care	Not available	55 (2020)	67%	100%				

Proportion of women aged 15-49 years who make their own informed decisions regarding sexual relations, contraceptive use and reproductive health care



Common indicator: UN-Women

Sustainable Development Goal target: 5.6: Ensure universal access to sexual and reproductive health and reproductive rights as agreed and in accordance with the ICPD Programme of Action and the Beijing Platform for Action and the outcome documents of their review conferences

Sustainable Development Goal indicator: 5.6.1

Framework of actions for the follow-up to the ICPD Programme of Action beyond 2014: States should ensure equal opportunities for women to contribute to society as leaders, managers and decision makers, granting them access to positions of power equal to that of men.

Disaggregation: Age

2	Indicator	Baseline	2020 progress	2021 target	2030 target																							
	Proportion of ever-partnered women and girls aged 15 years and older subjected to physical, sexual or psychological violence by a current or former intimate partner in the previous 12 months, by age and place of occurrence	-	17.8 (2017)	7.0%	Less than 1% (Eliminated gender- based violence)																							
	<table border="1"> <thead> <tr> <th>Region</th> <th>Value</th> </tr> </thead> <tbody> <tr> <td>World (106 countries, 50 per cent population coverage)</td> <td>17.8</td> </tr> <tr> <td>Sub-Saharan Africa (31 countries, 82 per cent population coverage)</td> <td>21.5</td> </tr> <tr> <td>Northern Africa and Western Asia (6 countries, 41 per cent population coverage)</td> <td>12.3</td> </tr> <tr> <td>Central and Southern Asia (7 countries, 81 per cent population coverage)</td> <td>23.0</td> </tr> <tr> <td>Eastern and South-Eastern Asia (7 countries, 13 per cent population coverage)</td> <td>9.0</td> </tr> <tr> <td>Latin America and the Caribbean (16 countries, 50 percent population coverage)</td> <td>11.8</td> </tr> <tr> <td>Oceania (exc. Australia and New Zealand) (2 countries, 20 per cent population coverage)</td> <td>34.7</td> </tr> <tr> <td>Europe (29 countries, 74 per cent population coverage)</td> <td>6.1</td> </tr> <tr> <td>Landlocked developing countries (22 countries, 80 per cent population coverage)</td> <td>21.8</td> </tr> <tr> <td>Least developed countries (34 countries, 83 per cent population coverage)</td> <td>24.3</td> </tr> <tr> <td>Small island developing States (19 countries, 51 per cent population coverage)</td> <td>15.5</td> </tr> </tbody> </table>					Region	Value	World (106 countries, 50 per cent population coverage)	17.8	Sub-Saharan Africa (31 countries, 82 per cent population coverage)	21.5	Northern Africa and Western Asia (6 countries, 41 per cent population coverage)	12.3	Central and Southern Asia (7 countries, 81 per cent population coverage)	23.0	Eastern and South-Eastern Asia (7 countries, 13 per cent population coverage)	9.0	Latin America and the Caribbean (16 countries, 50 percent population coverage)	11.8	Oceania (exc. Australia and New Zealand) (2 countries, 20 per cent population coverage)	34.7	Europe (29 countries, 74 per cent population coverage)	6.1	Landlocked developing countries (22 countries, 80 per cent population coverage)	21.8	Least developed countries (34 countries, 83 per cent population coverage)	24.3	Small island developing States (19 countries, 51 per cent population coverage)
Region	Value																											
World (106 countries, 50 per cent population coverage)	17.8																											
Sub-Saharan Africa (31 countries, 82 per cent population coverage)	21.5																											
Northern Africa and Western Asia (6 countries, 41 per cent population coverage)	12.3																											
Central and Southern Asia (7 countries, 81 per cent population coverage)	23.0																											
Eastern and South-Eastern Asia (7 countries, 13 per cent population coverage)	9.0																											
Latin America and the Caribbean (16 countries, 50 percent population coverage)	11.8																											
Oceania (exc. Australia and New Zealand) (2 countries, 20 per cent population coverage)	34.7																											
Europe (29 countries, 74 per cent population coverage)	6.1																											
Landlocked developing countries (22 countries, 80 per cent population coverage)	21.8																											
Least developed countries (34 countries, 83 per cent population coverage)	24.3																											
Small island developing States (19 countries, 51 per cent population coverage)	15.5																											
<p>Common indicator: UNDP, UN-Women</p> <p>Sustainable Development Goal target: 5.2: Eliminate all forms of violence against all women and girls in the public and private spheres, including trafficking and sexual and other types of exploitation</p>																												

	<p>Sustainable Development Goal indicator: 5.2.1</p> <p>Framework of actions for the follow-up to the ICPD Programme of Action beyond 2014: States should adopt and implement legislation, policies and measures that prevent, punish and eradicate gender-based violence within and outside the family, as well as in conflict and post-conflict situations. Laws that exonerate perpetrators of violence against women and girls, including provisions that allow them to evade punishment if they marry the victim, or are the partners or husbands of the victim, should be revised.</p> <p>Disaggregation: Form of violence, age</p> <p>Remarks: Direct measurement of the UNFPA strategic plan (2018-2021) transformative result: “End gender-based violence and all harmful practices, including child marriage”; UNFPA strategic plan (2014-2017) midterm review indicator</p>				
3	Indicator	Baseline	2020 progress	2021 target	2030 target
	Proportion of women and girls aged 15 years and older subjected to sexual violence by persons other than an intimate partner in the previous 12 months, by age and place of occurrence	Not available ²⁹	Not available	Not available	Not available
	<p>Common indicator: UNDP</p> <p>Sustainable Development Goal target: 5.2: Eliminate all forms of violence against all women and girls in the public and private spheres, including trafficking and sexual and other types of exploitation</p> <p>Sustainable Development Goal indicator: 5.2.2</p> <p>Framework of actions for the follow-up to the ICPD Programme of Action beyond 2014: States should adopt and implement legislation, policies and measures that prevent, punish and eradicate gender-based violence within and outside the family, as well as in conflict and post-conflict situations. Laws that exonerate perpetrators of violence against women and girls, including provisions that allow them to evade punishment if they marry the victim, or are the partners or husbands of the victim, should be revised. States should enhance their capacity to recognize and prevent violence, ensure the provision of services that can mitigate the consequences of violence and enable the full rehabilitation of those who experience it.</p> <p>Disaggregation: Age and place of occurrence</p> <p>Remarks: Direct measurement of the UNFPA strategic plan (2018-2021) transformative result: “End gender-based violence and all harmful practices, including child marriage”</p>				
4	Indicator	Baseline	2020 progress	2021 target	2030 target

²⁹ SDG indicator. Data not yet available

	Number of countries with laws and regulations that guarantee full and equal access to women and men aged 15 years and older to sexual and reproductive health care, information and education	Not available	73 (Based on 75 countries with complete data.)	75	Not available
<p>Common indicator: None</p> <p>Sustainable Development Goal target: 5.6 Ensure universal access to sexual and reproductive health and reproductive rights as agreed and in accordance with the Programme of Action of the International Conference on Population and Development and the Beijing Platform for Action and the outcome documents of their review conferences</p> <p>Sustainable Development Goal indicator: 5.6.2</p> <p>Framework of actions for the follow-up to the ICPD Programme of Action beyond 2014: States should adopt and implement legislation, policies and measures that prevent, punish and eradicate gender-based violence within and outside the family, as well as in conflict and post-conflict situations.</p> <p>Disaggregation: Region</p>					
5	Indicator	Baseline	2020 progress	2021 target	2030 target
	Proportion of population reporting having personally felt discriminated against or harassed in the previous 12 months on the basis of a ground of discrimination prohibited under international human rights law	Not available	Not available ³⁰	Not available	Not available
<p>Common indicator: Office of the United Nations High Commissioner for Human Rights</p> <p>Sustainable Development Goal target: 10.3 Ensure equal opportunity and reduce inequalities of outcome, including by eliminating discriminatory laws, policies and practices and promoting appropriate legislation, policies and action in this regard</p> <p>Sustainable Development Goal indicator: 10.3.1</p> <p>Framework of actions for the follow-up to the ICPD Programme of Action beyond 2014: States should adopt and implement legislation, policies and measures that prevent, punish and eradicate gender-based violence within and outside the family, as well as in conflict and post-conflict situations</p> <p>Disaggregation: By ground of discrimination, place where the discrimination occurred</p>					

³⁰ SDG tire III indicator

Output 9: Strengthened policy, legal and accountability frameworks to advance gender equality and empower women and girls to exercise their reproductive rights and to be protected from violence and harmful practices									
	Indicator	Baseline	2018 target	2018 actual	2019 target	2019 actual	2020 target	2020 actual	2021 target
9.1	Number of countries using strategies to align their laws, policies and regulations on reproductive rights with international human rights standards	49	59	53	68	56	75	54	100
9.2	Number of countries that have a national mechanism to engage men and boys in national policies and programmes to advance gender equality and reproductive rights, with support from UNFPA	27	42	34	52	39	60	36	83
9.3	Number of countries, with support from UNFPA, that have rolled out intervention models or strategies that empower marginalized and excluded groups to exercise their reproductive rights, and that enable their rights to be protected from gender-based violence and harmful practices	Note: <i>Indicator targets adjusted as part of the midterm review [decreased the ambitiousness of the original targets due to the challenges in reaching furthest behind populations]</i>				32	35	31	40
9.4	Number of countries that, as part of their engagement with international human rights mechanisms, have established platforms for dialogue on reproductive rights, with support from UNFPA, fully engaging civil society, including faith-based and state actors	64	72	68	78	70	83	63	95
9.5	Number of countries in which a national human rights institution has conducted an inquiry of the exercise of reproductive rights	37	41	38	49	41	54	28	60

Output 10: Strengthened civil society and community mobilization to eliminate discriminatory gender and sociocultural norms affecting women and girls									
	Indicator	Baseline	2018 target	2018 actual	2019 target	2019 reported	2020 target	2020 actual	2021 target
10.1	Number of countries that have completed the social norm assessment or mapping, based on the social norm framework developed by UNFPA	32	36	35	48	36	55	42	60
10.2	Number of countries that utilize the UNFPA manual on social norms and change	16	24	20	34	31	43	36	52
10.3	foster bridges between governments/policymakers for engagement and dialogue with civil society in development, monitoring and evaluation of programmes	1,684	2,000	4,907	2,200	2,646	2,700	3,244	2,800
						Note: <i>Indicator <u>targets adjusted</u> as part of the midterm review [increased the ambitiousness]</i>			
Output 11: Increased multisectoral capacity to prevent and address gender-based violence using a continuum approach in all contexts, with a focus on advocacy, data, health and health systems, psychosocial support and coordination									
	Indicator	Baseline	2018 target	2018 actual	2019 target	2019 actual	2020 target	2020 actual	2021 target
11.1	Number of countries that have a national mechanism to engage multiple stakeholders, including civil society, faith-based organizations, and men and boys, to prevent and address gender-based violence	35	62	45	74	54	89	57	108

11.2	Number of countries that have national systems to collect and disseminate disaggregated data on the incidence and prevalence of gender-based violence	33	53	40	63	45	73	42	94
11.3	Number of women subjected to violence that have accessed the essential services ³¹	Note: <i>Indicator <u>adjusted</u> in 2019 as part of the midterm review [increase the ambitiousness]</i>				335,172	350,000	690,694	400,000
	Number of girls subjected to violence that have accessed the essential services					318,394	325,000	239,657	350,000
	Number of disabled women and girls subjected to violence that have accessed the essential services					11,642	12,000	13,166	12,200
	Number of disabled women and girls subjected to violence that have accessed to mental health and psychosocial support services					Note: <i>New indicator <u>added</u> in 2019 as part of the midterm review [capture the strengthened thematic focus of mental health and psychosocial support services]</i>		Not applicable	100,000
11.4	Proportion ³² of countries that have applied the minimum standards for the prevention of and response to gender-based violence in emergencies Disaggregation by minimum standards including minimum standard 6, GBV survivors access quality mental health and psychosocial support focused on healing, empowerment and recovery.	Note: <i>Indicator <u>disaggregation</u> introduced in 2019 as part of the midterm review [to capture the UNFPA progress on mental health]</i>				35% ³³	50%	70	75%
11.5	Proportion of countries affected by a humanitarian crisis that have a functioning inter-agency gender-					79%	90%	69.5%	90%

³¹ This is a non-cumulative indicator

³² Changed to proportion as part of the midterm review

³³ Disaggregation not available

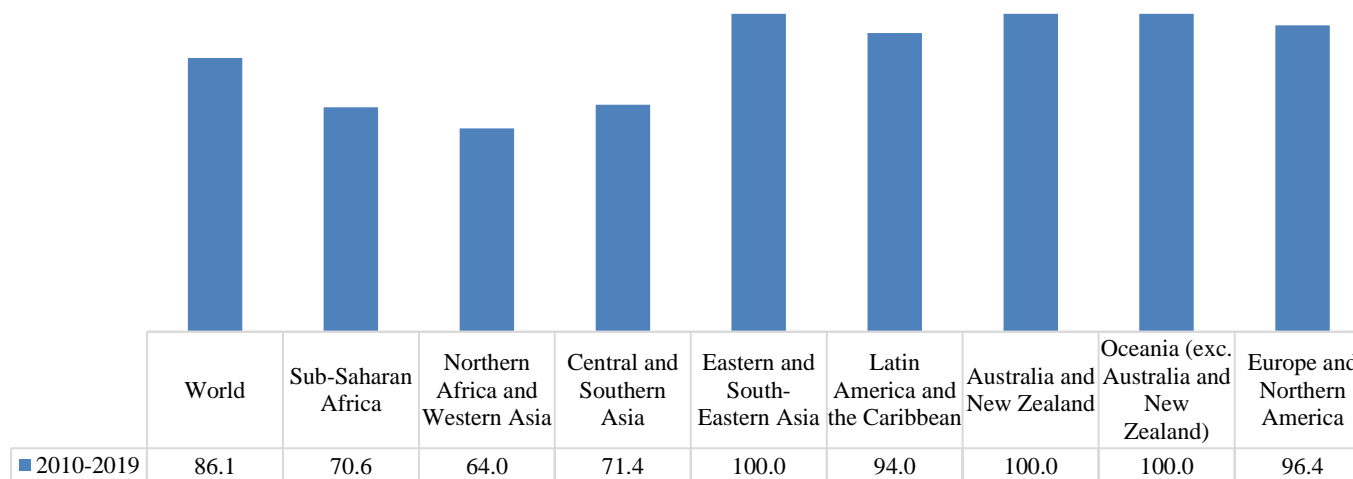
	based violence coordination body as a result of UNFPA guidance and leadership								
Output 12: Strengthened response to eliminate harmful practices, including child, early and forced marriage, female genital mutilation and son preference									
	Indicator	Baseline	2018 target	2018 actual	2019 target	2019 actual	2020 target	2020 actual	2021 target
12.1	Number of countries that have developed a costed national action plan to address harmful practices	23	33	26	45	30	52	31	69
12.2	Number of girls who receive, with support from UNFPA, prevention and/or protection services and care related to child, early and forced marriage ³⁴	900,000	1.0 million	1.84 million	1.5 million	1.1 million	2.0 million	1.7 million	2.5 million
12.3	Number of girls and women who receive, with support from UNFPA, prevention and/or protection services and care related to female genital mutilation ³⁵	145,800	800,000	468,439	315,600	203,437	366,000	585,710	401,800
12.4	Number of communities that made public declarations to eliminate harmful practices, including child, early and forced marriage and female genital mutilation, with support from UNFPA	4,100	6,600	7,001	9,400	9,599	12,200	12,949	14,900
Critical assumption 1: Improved livelihood opportunities for women									
1.1	Unemployment rate (female) (in collaboration with UNDP and UN-Women)	5.521 (2017)	-	5.4222 (2018)	-	5.433 (2019)	-	-	-

³⁴ This is a non-cumulative indicator

³⁵ This is a non-cumulative indicator

Critical assumption 2: Improved women's leadership and participation									
2.1	Proportion of women in managerial positions (in collaboration with UNDP and UN-Women)	27.1(2017)	-	-	-	-	-	27.9 (2019)	-
Outcome 4: Everyone, everywhere, is counted, and accounted for, in the pursuit of sustainable development									
1	Indicator	Baseline	2020 progress	2021 target	2030 target				
	Number and proportion of countries that: (a) have conducted at least one population and housing census during the last 10 years	Not available	86.1% (2010-2019) N=205	100%	100%				

Proportion of countries that have conducted at least one population and housing census in the last 10 years



Proportion of countries that: (b) have achieved 100 per cent birth registration

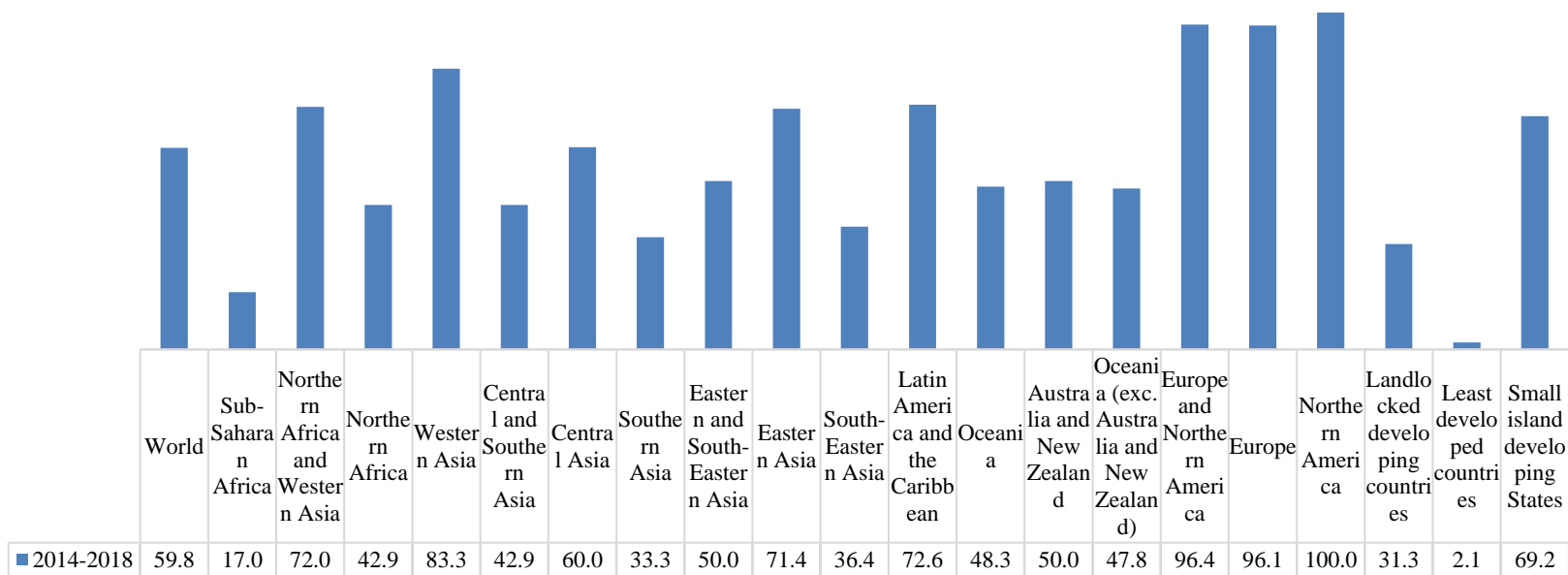
Not available

**59.8
(2014-2018)**

Not available

Not available

Proportion of countries with birth registration data that are at least 90 per cent complete



Proportion of countries that: (b) have achieved 80 per cent death registration

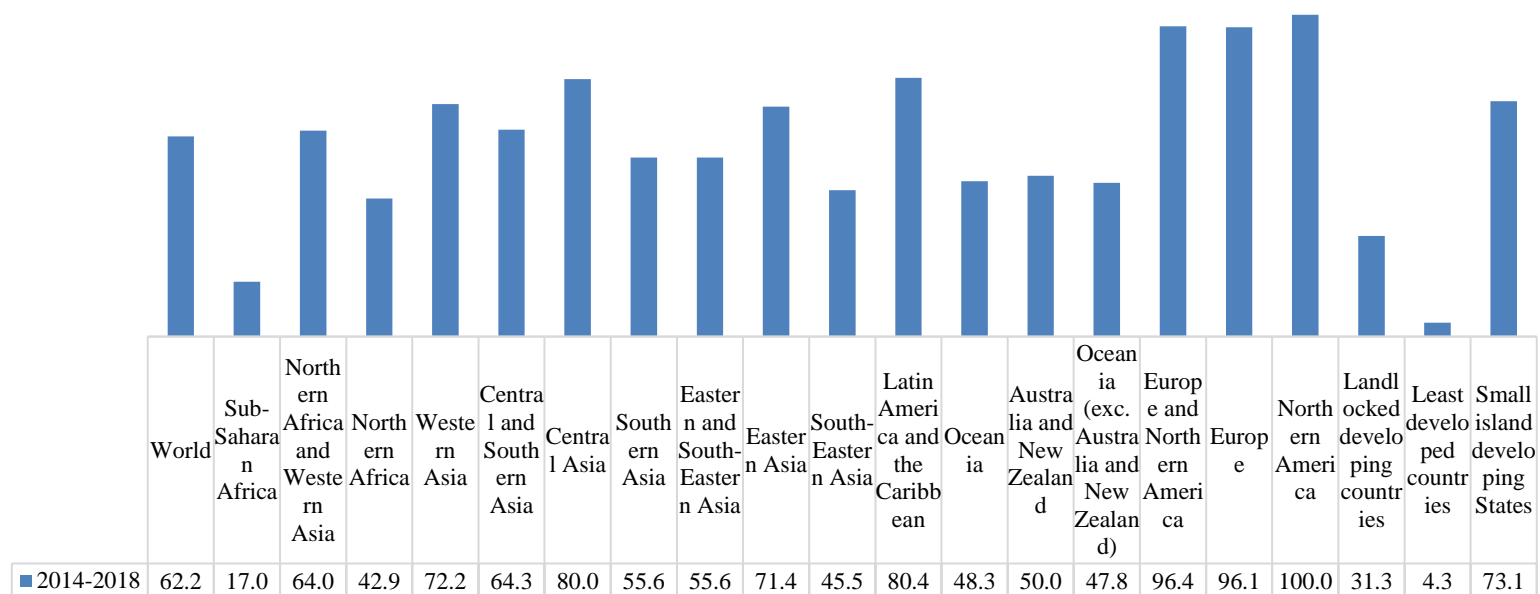
Not available

**62.2
(2014-2018)**

Not available

Not available

Proportion of countries with death registration data that are at least 75 per cent complete



Common indicator: None

Sustainable Development Goal target: 17.19 By 2030, build on existing initiatives to develop measurements of progress on sustainable development that complement gross domestic product, and support statistical capacity-building in developing countries

Sustainable Development Goal indicator: 17.19.2

Framework of actions for the follow-up to the ICPD Programme of Action beyond 2014: States should strengthen national capacity to generate, disseminate and effectively use data on population dynamics, including data from birth and death registration, censuses and periodic representative surveys. Attention should be given to the need for training and career development of young demographers in developing countries, especially training in the newer technologies

Disaggregation: Region

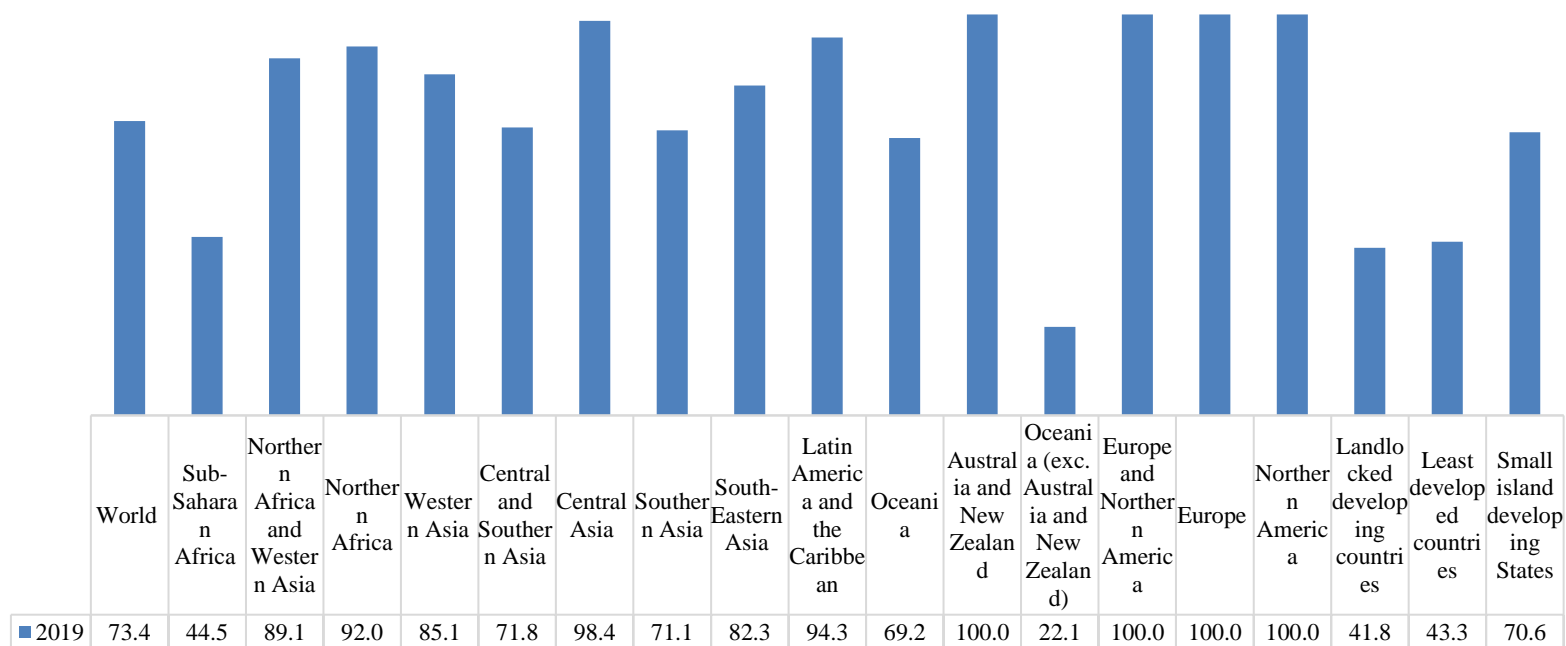
2	Indicator	Baseline	2020 progress	2021 target	2030 target
	Proportion of population expected to be counted as per 2020 census round schedule (2015-2024), that is actually counted ³⁶	62.2 (2017)	73.1(2020)	80	100% (2030 round)
<p>Common indicator: None</p> <p>Related Sustainable Development Goal target: 17.19 By 2030, build on existing initiatives to develop measurements of progress on sustainable development that complement gross domestic product, and support statistical capacity-building in developing countries</p> <p>Related Sustainable Development Goal indicator: 17.19.2 Proportion of countries that: (a) have conducted at least one population and housing census during the last 10 years; and (b) have achieved 100 per cent birth registration and 80 per cent death registration</p> <p>Framework of actions for the follow-up to the ICPD Programme of Action beyond 2014: States should strengthen national capacity to generate, disseminate and effectively use data on population dynamics, including data from birth and death registration, censuses and periodic representative surveys. Attention should be given to the need for training and career development of young demographers in developing countries, especially training in the newer technologies</p> <p>Disaggregation: Region</p>					
3	Indicator	Baseline	2020 progress	2021 target	2030 target
	Proportion of sustainable development indicators produced at the national level with full disaggregation when relevant to the target, in accordance with the Fundamental Principles of Official Statistics	Not available	to be added ³⁷	Not available	Not available
<p>Common indicator: UNDP, UN-Women</p>					

³⁶ Indicator presented to the 2017 second regular session edited to improve the measurement

³⁷ SDD tiet III indicator

	<p>Sustainable Development Goal target: 17.18. By 2020, enhance capacity-building support to developing countries, including for least developed countries and small island developing States, to increase significantly the availability of high-quality, timely and reliable data disaggregated by income, gender, age, race, ethnicity, migratory status, disability, geographic location and other characteristics relevant in national contexts</p> <p>Sustainable Development Goal indicator: 17.18.1</p> <p>Framework of actions for the follow-up to the ICPD Programme of Action beyond 2014: States and international institutions should strengthen efforts to improve data availability, quality and accessibility and place more population, health and development data in the public domain in order to facilitate sharing and use of knowledge</p> <p>Disaggregation: Region</p>				
4	Indicator	Baseline	2020 progress	2021 target	2030 target
	Proportion of countries that have a national urban policy or regional development plan that responds to population dynamics	79%	Not available	89%	95%
	<p>Common indicator: United Nations Human Settlements Programme (UN-Habitat)</p> <p>Related Sustainable Development Goal target: 11.a Support positive economic, social and environmental links between urban, peri-urban and rural areas by strengthening national and regional development planning</p> <p>Related Sustainable Development Goal indicator: 11.a.1 Proportion of population living in cities that implement urban and regional development plans integrating population projections and resource needs, by size of city</p> <p>Framework of actions for the follow-up to the ICPD Programme of Action beyond 2014: States should capitalize on the opportunities that urbanization provides for sustainable development and undertake proactive participatory planning to harness the benefits of higher population density in urban areas, recognizing the significant impact that greater internal migratory flows have on the distribution and concentration of populations in cities, notably higher energy efficiency in transport and housing, as well as cheaper provision of health, communications and other basic services per capita</p> <p>Disaggregation: Region</p>				
5	Indicator	Baseline	2020 progress	2021 target	2030 target
	Proportion of children under 5 years of age whose births have been registered with a civil authority, by age	Not available	73.4 (2019)	Not available	100%

Proportion of children under 5 years of age whose births have been registered



Common indicator: UNICEF

Sustainable Development Goal target: 16.9 By 2030, provide legal identity for all, including birth registration

Sustainable Development Goal indicator: 16.9.1

Framework of actions for the follow-up to the ICPD Programme of Action beyond 2014: States should strengthen national capacity to generate, disseminate and effectively use data on population dynamics, including data from birth and death registration, censuses and periodic representative surveys

Disaggregation: Sex, age, income, place of residence, geographical location

Output 13: Improved national population data systems to map and address inequalities; to advance the achievement of the Sustainable Development Goals and the commitments of the Programme of Action of the International Conference on Population and Development; and to strengthen interventions in humanitarian crises									
	Indicator	Baseline	2018 target	2018 actual	2019 target	2019 reported	2020 target	2020 actual	2021 target
13.1	Proportion of countries with census results disaggregated by age and sex for administrative level 3, publicly accessible online	Note: <i>Indicator wording slightly adjusted, as part of the midterm review. targets added</i>					75%	63%	80%
13.2	Proportion of countries that release a representative sample of census data within 12 months of launching the main census report	63%	67%	66%	70%	59%	72%	60%	77%
13.3a	Proportion of censuses that include questions on disability	33%	40%	100%	48%	62.5%	100%	73%	100%
		Note: <i>Indicator targets adjusted for 2020 as part of the midterm review. [increased the ambitiousness]</i>							
13.3b	Proportion of censuses that include questions on migration ³⁸	44%	50%	100%	60%	To be added	75%	27%	100%
13.4	Proportion of countries that experienced humanitarian crises and that conducted rapid assessments of the affected populations, including pregnant women	89%	91%	61%	92%	39.42%	92%	63%	93%

³⁸ This sub indicator added to the IRRF presented to the 2017 second regular session of the Executive Board

13.5	Proportion of high-risk countries that produced a common operational data set on population statistics	22%	29%	41%	33%	13.73%	37%	19%	43%
13.6	Number of countries that generate and publish annual vital statistics based on civil registration, with support from UNFPA	54	68	55	77	57	86	48	95
13.7	Number of countries that produced 17 UNFPA-prioritized Sustainable Development Goal indicators domestically ³⁹								
	3.1.1 Maternal mortality ratio	131	131	134	132	137	133	133	134
	3.1.2 Proportion of births attended by skilled health personnel	132	132	134	132	136	133	136	134
	3.3.1 Number of new HIV infections per 1,000 uninfected population, by sex, age and key populations	106	106	118	107	112	110	112	114
	3.7.1 Proportion of women of reproductive age (aged 15-49 years) who have their need for family planning satisfied with modern methods	115	117	132	120	121	121	121	122
	3.7.2 Adolescent birth rate (aged 10-14 years; aged 15-19 years) per 1,000 women in that age group	123	125	129	128	134	130	130	132
3.8.1 Coverage of essential health services	Not available ⁴⁰	Not available	Not available	Not available	Not available	Not available	Not available	Not available	Not available

³⁹ Indicator presented to the 2017 second regular session edited to update the unit of measurement

⁴⁰ Tier III SDG indicator

5.2.1 Proportion of ever-partnered women and girls aged 15 years and older subjected to physical, sexual or psychological violence by a current or former intimate partner in the previous 12 months, by form of violence and by age	91	95	109	99	113	106	85	113
5.2.2 Proportion of women and girls aged 15 years and older subjected to sexual violence by persons other than an intimate partner in the previous 12 months, by age and place of occurrence	Not available ⁴¹	Not available	Not available	Not available	Not available	Not available	Not available	Not available
5.3.1 Proportion of women aged 20-24 years who were married or in a union before age 15 and before age 18	108	110	98	113	107	117	81	119
5.3.2 Proportion of girls and women aged 15-49 years who have undergone female genital mutilation/cutting, by age	29	29	43	30	103	30	34	30
5.6.1 Proportion of women aged 15-49 years who make their own informed decisions regarding sexual relations, contraceptive use and reproductive health care	46	51	64	56	117	61	67	66
5.6.2 Number of countries with laws and regulations that guarantee full and equal access to women and men aged 15 years and older to sexual and reproductive health care, information and education	Not available ⁴²	Not available	Not available	Not available	Not available	Not available	65	Not available
10.3.1 Proportion of population reporting having personally felt discriminated against or harassed in the previous 12 months on the basis of a ground of discrimination prohibited under international human rights law	Not available ⁴³	Not available	Not available	Not available	Not available	Not available	Not available	Not available

⁴¹ Tier III SDG indicator

⁴² Tier III SDG indicator

⁴³ Tier III SDG indicator

	11.a.1 Proportion of population living in cities that implement urban and regional development plans integrating population projections and resource needs, by size of city	Not available ⁴⁴	Not available	Not available	Not available	Not available	Not available	Not available	Not available
	16.9.1 Proportion of children under 5 years of age whose births have been registered with a civil authority, by age	106	106	80	108	132	109	132	112
	17.18.1 Proportion of sustainable development indicators produced at the national level with full disaggregation when relevant to the target, in accordance with the Fundamental Principles of Official Statistics	Not available ⁴⁵	Not available	Not available	Not available	Not available	Not available	Not available	Not available
	17.19.2 Proportion of countries that (a) have conducted at least one population and housing census in the last 10 years; and (b) have achieved 100 per cent birth registration and 80 per cent death registration	82	84	83	87	97	90	97	100
Output 14: Mainstreamed demographic intelligence to improve the responsiveness, targeting and impact of development policies, programmes and advocacy									
	Indicator	Baseline	2018 target	2018 actual	2019 target	2019 reported	2020 target	2020 actual	2021 target
14.1	Proportion of countries that generate publically available population projections at national and subnational levels, disaggregated by age, sex, location Disaggregation: Region	36%	48%	48%	59%	53%	67%	89%	81%

⁴⁴ Tier III SDG indicator

⁴⁵ Tier III SDG indicator

14.2	Proportion of countries with national development plans that explicitly integrate demographic dynamics, including changing age structure, population distribution and urbanization	Not available ⁴⁶	Not available	57%	Not available	43.43%	45% ⁴⁷	50%	50%
14.3	Number of countries that generate and use small area estimations of sexual and reproductive health and reproductive rights indicators for programme planning ⁴⁸	0	10	13	15	20	20	32	25
14.4	Proportion of countries that generate and use mapping (at the district level or below) to illustrate the vulnerability of their population to disasters and humanitarian crises	36%	67%	32%	74%	61%	79%	57%	82%
14.5	Proportion of outcome documents of global and regional intergovernmental processes supported by UNFPA that address sexual and reproductive health, reproductive rights, gender equality, the needs of adolescents and youth, and population dynamic	80%	80%	92%	83%	89%	85%	90%	90%
Critical assumption 1: Improved infrastructure investments, including information management technology									
1.1	Information, communication and technology development index (in collaboration with the International Telecommunication Union)	5.11 (2017)	-	5.11 (2017)	-		-	-	-
Organizational effectiveness and efficiency (abbreviated as OEE in the far left column of this framework)									

⁴⁶ Baselines and target will be provided with 2018 annual report to the executive board

⁴⁷ 2020 and 2021 targets added as part of the mid term review in 2019

⁴⁸ Indicator presented to the 2017 second regular session edited to replace 'proportion' with 'number'

	Indicator	Baseline	2018 target	2018 actual	2019 target	2019 actual	2020 target	2020 actual	2021 target
1	Proportion of country programmes rated as “good” performers	86%	88%	88%	88%	88%	89%	88%	90%
2	Proportion of UNFPA offices that have at least one or more high or critical risks assessed for which mitigation plans exist Remarks: In accordance with paragraph 57 (i) on improved risk management within the United Nations system, Quadrennial Comprehensive Policy Review	60%	70%	99%	80%	90%	90%	90%	95%
3	Proportion of internal and external audit recommendations followed-up and implemented as per the estimated deadline	60%	63%	84%	66%	73%	69%	82% for external audit and 96% internal audit recommendations	72%
4	Extent to which UNFPA retains or improves International Aid Transparency Initiative (IATI) ratings for: (a) timeliness and (b) comprehensiveness Shared Quadrennial Comprehensive Policy Review indicator Remarks: In accordance with paragraph 30 on enhanced accountability, transparency, efficiency and effectiveness in the funding of United Nations operational activities for development, Quadrennial Comprehensive Policy Review Rating score: Very strong: 75-100: Strong: 50-74; Weak: 25-49: Very weak: 0-24	Note: <i>indicator replaced in 2019 as part of the midterm review</i> [Improve the harmonization with other United Nations organization]				Timeliness – Very strong Comprehensiveness - Very Strong	Timelines – Very strong Comprehensiveness – Very strong	Timeliness - Very Strong (75) Comprehensiveness - Very Strong (86)	Timelines – Very strong Comprehensiveness – Very strong

Organizational effectiveness and efficiency output 1: Improved programming for results									
	Indicator	Baseline	2018 target	2018 actual	2019 target	2019 reported	2020	2020 actual	2021
OEE 1.1	(Proportion of country programme documents that meet quality criteria -After Programme Review Committee review Remarks: In accordance with paragraph 12 on results-based management, Quadrennial Comprehensive Policy Review	95%	95%	79%	95%	100%	95%	67%	95%
	Proportion of country programme documents that meet quality criteria -Prior to Programme Review Committee review	75%	79%	53%	83%	90%	87%	89%	90%
	Proportion of new country programme documents that factored in evaluative evidence Remarks: In accordance with paragraph 21(c) on strengthening support to national evaluation capacities, and paragraph 12 on results-based management, Quadrennial Comprehensive Policy Review	65%	70%	79%	75%	100%	80%	96%	85%
	Proportion of new country programme documents that address the needs of people with disabilities	50%	60%	65%	65%	40%	70%	68%	75%
	Proportion of new country programme documents that, as appropriate, integrate national commitments to accelerate the achievement of three transformative results	Note: <i>New sub-indicator <u>added</u> in 2019 as part of the midterm review</i> [In a wide range of different forums, many national stakeholders have recently made and continue to outline their intentions to accelerate the achievement of transformative results and accelerate the					75%	85%	100%

		Programme of Action of the International Conference on Population and Development]							
OEE 1.2	<p>Number of country offices that track and report on expenditures using gender markers validated by a quality assurance process</p> <p>Shared Quadrennial Comprehensive Policy Review indicator</p> <p>Remarks: In accordance with paragraph 13 on women's empowerment and gender equality, Quadrennial Comprehensive Policy Review</p>	Not applicable	Not applicable ⁴⁹	Not available ⁵⁰	83	Not available ⁵¹	89	All UNFPA country offices	95
OEE 1.3	<p>Number of United Nations System-wide Action Plan on Gender Equality and the Empowerment of Women performance indicators for which UNFPA meets and exceeds requirements</p> <p>Shared Quadrennial Comprehensive Policy Review indicator</p> <p>Remarks: In accordance with paragraph 13 on women's empowerment and gender equality, Quadrennial Comprehensive Policy Review</p>	Not applicable	Not applicable	7 indicators meeting requirements 6 indicators exceeds the requirements 3 indicators approaching the requirements	7 indicators meeting requirements, 7 indicators exceeds the requirements	7 indicators meeting requirements, 7 indicators exceeds the requirements, 2 indicators approaching the requirements	8 indicators meeting requirements, 7 indicators exceeds the requirements	4 indicators meeting requirements, 10 indicators exceeds the requirements	9 indicators meeting requirements, 7 indicators exceeds the requirements

⁴⁹ The validation methodology and quality assurance process are expected to be in place only after 2018.

⁵⁰ Quality assurance process not developed

⁵¹ Quality assurance process not yet developed

		Note: <i>Target <u>added</u> in 2019 as part of the midterm review</i> [Comply with SWAP 2.0 requirements]							
OEE 1.4	Extent to which UNFPA develops and implements a corporate disability strategy	Not applicable ⁵²	Drafted	Developed	Piloted	Piloted	Corporate disability strategy rolled out	Corporate disability strategy rolled out	Corporate disability strategy rolled out
		Note: <i>Targets <u>updated</u> as part of the midterm review</i>							
OEE 1.5	Proportion of expenditures with a significant gender component and with gender as a principal objective Remarks: In accordance with paragraph 13 on women's empowerment and gender equality, Quadrennial Comprehensive Policy Review	64%	65%	67.2%	66%	68%	69%	68.6%	70%
		Note: <i>Indicator <u>targets adjusted</u> for 2020 as part of the midterm review.</i> [increased the ambitiousness]							
OEE 1.6	Proportion of corporate-level evaluations completed as planned Remarks: In accordance with paragraph 21(c) on strengthening support to national evaluation capacities, and paragraph 12 on results-based management, Quadrennial Comprehensive Policy Review	100%	100%	100%	100%	100%	100%	100%	100%
	Proportion of programme-level evaluations completed as planned	49%	60%	92%	70%	92.7%	80%	88.9%	85%
OEE 1.7	Proportion of corporate-level evaluation reports assessed at least "good", as per the UNFPA evaluation quality assessment tool	100%	100%	100%	100%	100%	100%	100%	100%

⁵² The preparation of a corporate disability strategy is planned to start in 2018.

	Remarks: In accordance with paragraph 21(c) on strengthening support to national evaluation capacities, and paragraph 12 on results-based management, Quadrennial Comprehensive Policy Review								
	Proportion of programme-level evaluation reports assessed at least “good”, as per the UNFPA evaluation quality assessment tool	92%	95%	80%	95%	100%	95%	100%	95%
OEE 1.8	Proportion of accepted evaluation recommendations for which the actions due in the year have been completed Remarks: In accordance with paragraph 21(c) on strengthening support to national evaluation capacities, and paragraph 12 on results-based management, Quadrennial Comprehensive Policy Review	79%	83%	89.5%	85%	84%	86%	90%	88%
OEE 1.9	Proportion of country offices that implement the UNFPA minimum preparedness actions Remarks: In accordance with paragraph 14 on greater cooperation and complementarity among development, disaster risk reduction, humanitarian action and sustaining peace, Quadrennial Comprehensive Policy Review	40%	63%	64%	66%	60%	60%	80%	74%
	Proportion of regional and subregional offices that implement the UNFPA minimum preparedness actions	13%	25%	100%	50%	74%	60%	95%	75%
OEE 1.10	Number of UNFPA offices that use South-South and triangular cooperation to address countries’ priorities Remarks: In accordance with paragraph 21(e) on supporting technical and scientific cooperation and North-South, South-South and triangular, regional and international cooperation; and in accordance with paragraph 23 on enhancing support to	22	30	64	37	72	80	63	89

	South-South and triangular cooperation, Quadrennial Comprehensive Policy Review								
	Note: <i>Indicator <u>targets adjusted</u> in 2019 as part of the midterm review</i> [increase the ambitiousness]								
OEE 1.13	Proportion of UNFPA offices that pilot or transition to scale innovations Disaggregation: Divisions at headquarters, regional and subregional offices Remarks: In accordance with paragraph 21(e) on supporting technical and scientific cooperation and North-South, South-South and triangular, regional and international cooperation, Quadrennial Comprehensive Policy Review	45%	49%	72%	49%	70%	52%	74%	52%
OEE 1.11	Proportion of key thematic areas supported with a full knowledge package ⁵³ Remarks: In accordance with paragraph 70 on knowledge management, Quadrennial Comprehensive Policy Review	Not applicable ⁵⁴	40%	73%	60%	76%	79%	80%	82%
	Note: <i>Indicator <u>targets adjusted</u> in 2019 as part of the midterm review</i> [increase the ambitiousness]								
OEE 1.12	Proportion of programme planning or management processes covered by a unified information technology solution having integrated knowledge management Remarks: In accordance with paragraph 70 on knowledge management, Quadrennial Comprehensive Policy Review	Not applicable	Not applicable	Not applicable	Not applicable ⁵⁵	Not applicable	50%	41%	80%

⁵³ Indicator presented to the 2017 second regular session of the Executive Boards edited to include the word 'key.'

⁵⁴ Full knowledge packages for key thematic areas have not been developed before and their availability is expected from 2018 onwards.

⁵⁵ Full coverage of programme planning or management processes by a unified information technology solution is expected after 2019.

		Note: <i>Indicator <u>targets adjusted</u> for 2020 as part of the midterm review. 2021 target remains the same.</i>								
OEE 1.13	Extent to which UNFPA develops a corporate climate change strategy	Note: <i>New indicator <u>added</u> in 2019 as part of the midterm review [capture the strengthened thematic scope- climate change]</i>					Strategy Drafted	Postponed to 2021	final strategy available	
OEE 1.14	Extent to which UNFPA develops a corporate leaving no one behind strategy	Note: <i>New indicator <u>added</u> in 2019 as part of the midterm review [scale up the UNFPA response to reach the furthest behind population]</i>					final strategy available	Postponed to 2021	Strategy rolled out	
Organizational effectiveness and efficiency output 2: Optimized management of resources										
	Indicator	Baseline	2018 target	2018 actual	2019 target	2019 actual	2020 target	2020 actual	2021 target	
OEE 2.1	Proportion of managerial positions having completed managerial certification and 360 degree feedback after one year in post Remarks: In accordance with paragraph 74 on staff capacities, Quadrennial Comprehensive Policy Review	Not applicable	Not applicable	5%	25%	31%	50%	62%	75%	
OEE 2.2	Vacancy rate for key position positions	16%	15%	20.38%	13%	21.57%	11%	12.5%	10%	
OEE 2.3	Proportion of Level 1 and Level 2 humanitarian emergencies in which surge deployment was achieved within lead response time Remarks: In accordance with paragraph 14 on greater cooperation and complementarity among development,	33%	65%	65%	70%	80%	75%	90%	80%	

	disaster risk reduction, humanitarian action and sustaining peace, Quadrennial Comprehensive Policy Review									
	Proportion of Level 3 humanitarian emergencies in which surge deployment was achieved within lead response time	0%	60%	No new L3 emergencies in 2018	65%	90%	70%	Not applicable⁵⁶	75%	
OEE 2.4	Percentage of staff who are female - all staff	50.8%	50.0%	50.8%	50.0%	50.3%	50.0%	51%	50.0%	
	Remarks: Shared Quadrennial Comprehensive Policy Review indicator. In accordance with paragraph 73 on gender balance, Quadrennial Comprehensive Policy Review									
	Percentage of staff who are female - internationally recruited	49.6%	50.0%	50.3%	50.0%	51.6%	50.0%	53.22%	50.0%	
	Professional grade 1-Professional grade 2	61.9%	61.9%	64.86%	61.9%	68.5%	61.9%	68%	61.9%	
	Professional grade 3	53.1%	53.1%	57.45%	53.1%	60%	53.1%	60.95%	53.1%	
	Professional grade 4	44.8%	46.0%	42.99%	47.0%	42.5%	48.0%	46.41%	50.0%	
	Professional grade 5	49.7%	50.0%	50.0%	50.0%	50%	50.0%	49.53%	50.0%	
	Professional grade 6/ Director level 1	49.2%	50.0%	47.3%	50.0%	47.2%	50.0%	50%	50.0%	
	Director level 2 and levels above	36.8%	42.0%	30.77%	47.3%	42.1%	47.3%	43.75%	50.0%	

⁵⁶ No new scale up situations were announced during 2020, yet a global COVID-19 scale up was initiated

	Percentage of staff who are female - national staff (national officer, all levels)	53.2%	53.2%	54.75%	53.2%	53.4%	53.2%	54.43%	53.2%
	Percentage of staff who are female - general service staff	50.1%	50.0%	48.62%	50.0%	47.5%	50.0%	47.87%	50.0%
OEE 2.5	Staff engagement index ⁵⁷ - staff engagement	85%	Not applicable	84%	87%	Not applicable	Not applicable	Not applicable	90%
	Staff engagement index - staff alignment to UNFPA mandate	86%	88%	88%	Not applicable	Not applicable	90%	Not available	90%
OEE 2.6	Proportion of staff perceiving that they are held accountable for their performance ⁵⁸	95%	95%	94%	Not applicable	Not applicable	96%	Not available	96%
OEE 2.7	Proportion of total resources used for recurring management costs Remarks: In accordance with paragraph 34 (b) on identifying the level of resources adequate for administrative, management and programme support costs, Quadrennial Comprehensive Policy Review	12.3%	14.3%	12.07%	14.4%	To be added	13.3%	10.4%	14.0%
OEE 2.8	Implementation rate for regular resources	96.5%	97.0%	96.52%	97.0%	To be added	97.0%	92.5%	97.0%

⁵⁷ Data source for this indicator is biennial, targets were set accordingly for every two years.

⁵⁸ Data source for this indicator is biennial, targets were set accordingly for every two years.

OEE 2.9	Proportion of non-core donor agreements expiring in a given year that have spent 95 per cent of the original agreement amount by the end of the original agreement period	76%	78%	90%	80%	83%	82%	86%	84%
OEE 2.10	Proportion of negative implementing partner audits	10% (2016)	9%	12% (2017)	7%	11% (2018)	6%	5.7%	5%
	Proportion of related unsupported expenditure	1% (2016)	1%	1% (2017)	1%	0.8% (2018)	1%	0.6%	1%
OEE 2.11	Proportion of identified manual back office or support processes that become fully automated ⁵⁹	Not applicable	Not applicable	Not applicable	10%	5%	40%	10%	100%
		Note: <i>Indicator <u>targets adjusted</u> for 2020 as part of the midterm review. 2021 target remains the same.</i>							
OEE 2.12 ⁶⁰	Proportion of country offices that have adopted and implemented common procurement services Shared Quadrennial Comprehensive Policy Review indicator Remarks: In accordance with paragraph 65 on harmonized business practices, including shared premises and joint back-office procurement, and collaborative procurement at global, regional and country levels, Quadrennial Comprehensive Policy Review	54%	55%	50%	57%	53%	59%	59.6%	60%

⁵⁹ Indicator presented to the 2017 second regular session of the Executive Board edited to replace ‘number of back office functions’ with ‘proportion of back office functions.’

⁶⁰ Data on the proportion of country offices that have adopted and implemented a minimum of five common long-term agreements, common logistics services and common facility services, including common premises is planned to be included based on future country offices reports.

	Proportion of country offices that have adopted and implemented common financial services	70%	73%	90%	75%	95%	77%	All countries	79%
	Proportion of country offices that have adopted and implemented common information and communication technology services	55%	57%	62%	59%	64%	60%	71.9%	62%
	Proportion of country offices that have adopted and implemented common human resources services	43%	44%	63%	46%	76%	47%	72.8%	49%
OEE 2.13	Proportion of reduction of greenhouse gas emissions	100% (19,283 tonnes of CO2e)		92% (17,682 tonnes of CO2e, 7% reduction of baseline value)	95% (18,319 tonnes of CO2e, 5% reduction of baseline value)	96% (21,152 tonnes of CO2e, 4% reduction of baseline value)	93% (17,933 tonnes of CO2e, 7% reduction of baseline value)	Not available for 2020	90% (17,355 tonnes of CO2e, 10% reduction of baseline value)
Organizational effectiveness and efficiency output 3: Increased contribution to United Nations system-wide results, coordination and coherence									
	Indicator	Baseline	2018 target	2018 actual	2019 target	2019 actual	2020 target	2020 actual	2021 target
OEE 3.1	Proportion of results group chair or co-chair posts that UNFPA holds in United Nations country teams Disaggregation: Thematic area In accordance with the QCPR monitoring and reporting framework indicator 82 and paragraph 57 on improving the	15.4%	16.0%	15.5%	16.0%	16.6%	17.0%	15%	17.0%

	<p>efficiency and effectiveness of the resident coordinator system to better coordinate the United Nations country team and to work collaboratively to implement the United Nations Development Assistance Framework or equivalent planning framework, Quadrennial Comprehensive Policy Review. Further, in accordance with A/RES/72/279 on the Repositioning of the United Nations development system, paragraph 2 on the new generation of UN country teams to ensure enhanced coordination, transparency, efficiency and pact of UN development activities. "</p>								
OEE 3.2	<p>Percentage of country offices that apply the standard operating procedures for United Nations country teams, or components of it</p> <p>Disaggregation: Signed United Nations Development Assistance Framework at the outcome level, joint national/United Nations steering committee, results groups aligned with national coordination mechanisms, workplans of joint results groups aligned with the United Nations Development Assistance Framework, joint resource mobilization strategy, common budgetary framework, joint communication strategy, fully implemented business operations strategy</p> <p>Remarks: In accordance with paragraph 51 on harmonized programming instruments, business practices, processes and reporting in alignment with the United Nations Development Assistance Framework or equivalent planning framework; paragraph 60 on the “Delivering as one” approach; and paragraph 62 on standard operating procedures and business operating strategies, Quadrennial Comprehensive Policy Review</p>	73%	80%	61%	84%	68%	87%	76%	90%
		2.3	2.3	4.6	2.3	4.6	4.6	4.6	4.6

OEE 3.3 ⁶¹	Contribution in cash provided to the resident coordinator system (in millions of dollars) Remarks: Shared Quadrennial Comprehensive Policy Review indicator. In accordance with paragraphs 53 and 57 (g) on the resident coordinator system, Quadrennial Comprehensive Policy Review	Note: <i>Indicator targets adjusted for 2020 as part of the midterm review.</i> [UNFPA doubled its contribution to the Resident Coordinator system].							
	Contribution in kind provided to the resident coordinator system - strategic analysis and planning (number of UNFPA country offices)	100	100	107	103	89	103	100	105
	Contribution in kind provided to the resident coordinator system - external communications and advocacy (number of UNFPA country offices)	90	92	82	92	78	92	93	95
	Contribution in kind provided to the resident coordinator system - serving at least a month as acting resident coordinator (number of UNFPA country offices)	30	30	39	30	26	30	34	30
OEE 3.4	Number of countries in which UNFPA is contributing to joint programmes Remarks: In accordance with paragraph 6 on strengthening the United Nations development system to enhance its coherence and efficiency, and its capacity to address effectively the full range of development challenges, as set out in the 2030 Agenda for Sustainable Development, Quadrennial Comprehensive Policy Review	104	106	118	108	101	100	78	110
		Note: <i>Indicator targets adjusted as part of the midterm review.</i> [increased the ambitiousness]							

⁶¹ Contribution in kind provided to the resident coordinator system by chairing inter-agency working groups is presented separately as indicator OEE 3.1

	Number of countries in which UNFPA is contributing to joint risk assessments	95	100	61	101	56	102	57	103
	Number of countries in which UNFPA is contributing to joint conflict analysis together with humanitarian country team and/or United Nations Mission (when present)	77	85	55	85	65	86	57	86
Organizational effectiveness and efficiency output 4: Enhanced communication, resource mobilization and partnerships for impact									
	Indicator	Baseline	2018 target	2018 actual	2019 target	2019 actual	2020 target	2020 actual	2021 target
OEE 4.1	Volume of communications in traditional and social media - number of times UNFPA is mentioned in the media Remarks: This indicator refers to the number of times UNFPA is mentioned in the media; the number of unique visitors to the UNFPA website; and the number of followers on social media	7,325	7,545	23,978	7,771	8,556	8,004	58,134	8,244
	Volume of communications in traditional and social media - number of unique visitors to the UNFPA website	1.81 million	1.98 million	2.19 million	2.06 million	2.62 million	2.72 million	3.85 million	2.82 million
		Note: <i>Indicator <u>targets adjusted</u> for 2020 as part of the midterm review. [increase the ambitiousness]</i>							
	Volume of communications in traditional and social media - Facebook	300,000	320,000	292,309	325,000	344,3	375,000	358,600	415,000
		Note: <i>Indicator <u>targets adjusted</u> for 2020 as part of the midterm review. [increase the ambitiousness]</i>							

	Volume of communications in traditional and social media - Twitter	130,000	155,000	158,620	200,000	208,727	230,000	235,700	250,000
		Note: <i>Indicator <u>targets adjusted</u> for 2020 as part of the midterm review.</i> [increase the ambitiousness]							
OEE 4.2	Amount contributed by donors other than the top 15 (in millions of dollars) Remarks: In accordance with paragraph 34 (c) on exploring options to broaden and diversify the donor base, Quadrennial Comprehensive Policy Review	84.0	144.8	288	150.8	403	170.0	397	170.8
OEE 4.3	Proportion of annual resource mobilization targets met - total resources Remarks: In accordance with paragraph 34 (c) on exploring options to broaden and diversify the donor base and paragraph 38 on exploring innovative funding approaches, Quadrennial Comprehensive Policy Review	76%	90%	143%	95% 875 million	155%	100% 1,000 million	126%	100% 1,000 million
	Proportion of annual resource mobilization targets met - core resources	73%	93%	108%	95% 350 million	107%	100% 350 million	119%	100% 350 million
	Proportion of annual resource mobilization targets met - non-core resources	79%	88%	166%	95% 525 million	187%	100% 650 million	130%x	100% 650 million
	Proportion of annual resource mobilization targets met - traditional donors	75%	90%	141%	95% 650 million	153%	100%	127%	100%
	Proportion of annual resource mobilization targets met - non-traditional donors	80%	87%	150%	93% 225 million	160%	100% (300 million)	124%	100% (300 million)

OEE 4.4	Proportion of UNFPA co-financing funded through pooled funds Remarks: In accordance with paragraph 33 on inter-agency pooled funding mechanisms and pooled funds, Quadrennial Comprehensive Policy Review	20%	26%	13%	24%	18%	23%	27%	23%
	Proportion of UNFPA co-financing funded through thematic funding mechanisms	17%	45%	24%	50%	25%	45%	22%	40%
OEE 4.5	Number of people reached through partnerships that ensure high visibility ⁶² Remarks: In accordance with paragraph 22 on national, regional and global partnerships, Quadrennial Comprehensive Policy Review	-	-	72 million	73 million	203 million	74 million	160 million	75 million
OEE 4.6	Number of knowledge solutions developed through partnerships that emphasize innovative solutions Remarks: In accordance with paragraph 22 on national, regional and global partnerships, Quadrennial Comprehensive Policy Review	90	85	120	94	107	101	148	102
OEE 4.7	Number of new partnerships fostered to accelerate the implementation of the Programme of Action of the International Conference on Population and Development	<i>Note:</i> <i>Indicator added as part of the midterm review.</i> <i>[New partnerships are crucial to accelerate the achievement of the Programme of Action of the International Conference on Population and Development]</i>						1,210	1,250

⁶² Baselines and targets amended in 2018