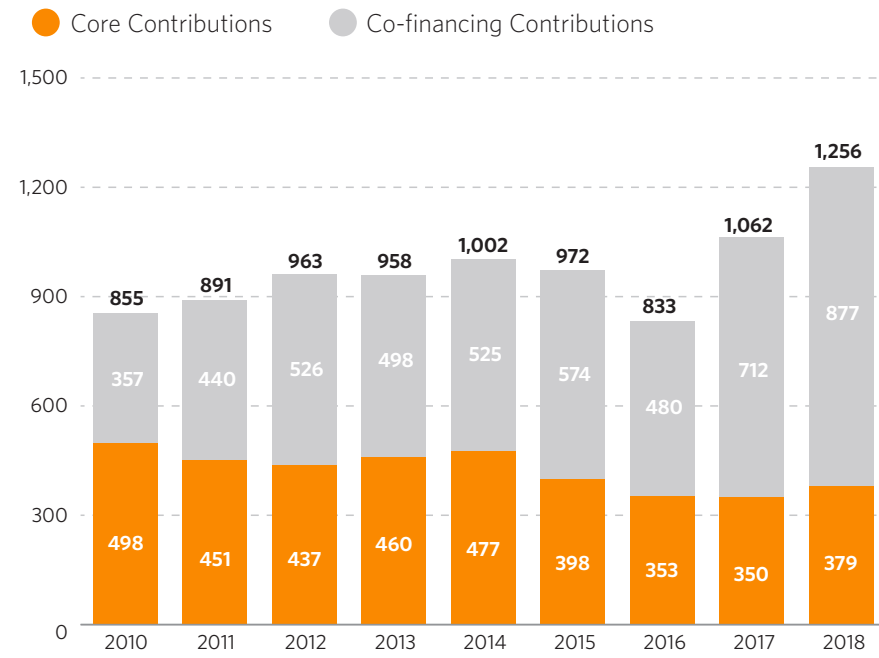


## Core and Co-financing Contributions 2010-2018

(MILLIONS OF US\$)



## 2018 Core and Co-financing Contributions

(MILLIONS OF US\$)

Core Contributions (30%) Co-financing Contributions (70%)



Ensuring rights and choices for all since 1969



2018 | TOP 20

**UNFPA  
DONORS**

Global Statistics

United Nations Population Fund  
605 Third Avenue  
New York, NY 10158  
1-212-297-5000

[www.unfpa.org](http://www.unfpa.org)  
[rmb@unfpa.org](mailto:rmb@unfpa.org)  
@unfpa

© UNFPA 2019

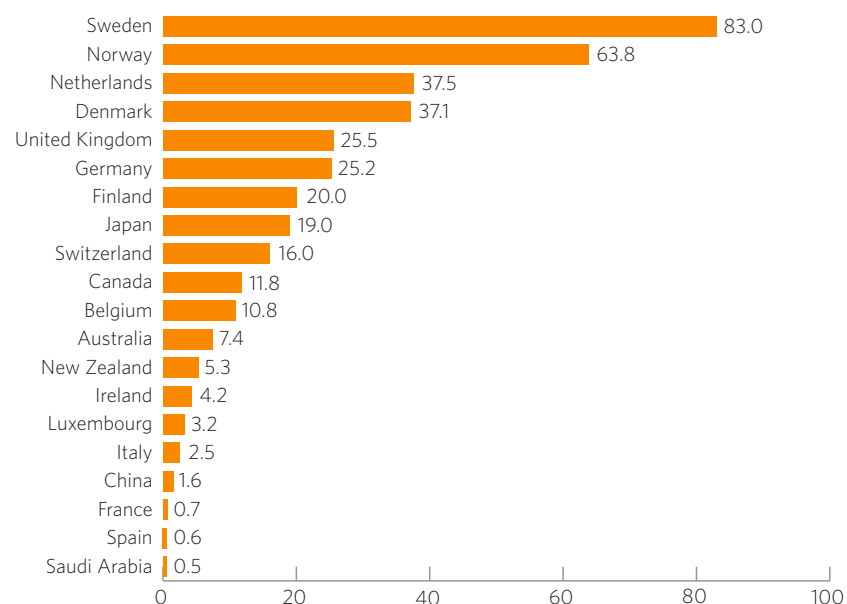
Front cover: © Luca Jordan for UNFPA



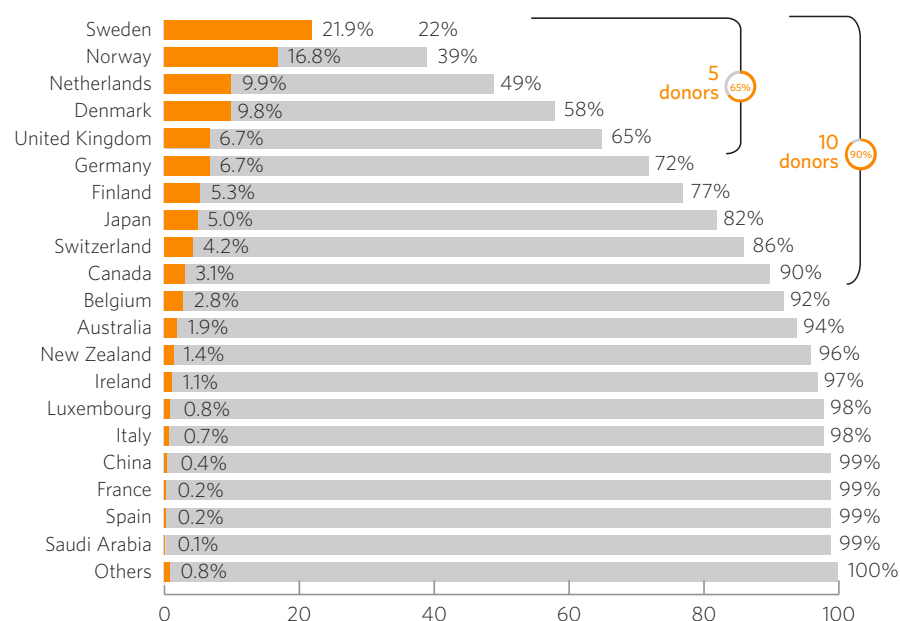


## Top 20 Donor Contributions to Core Resources

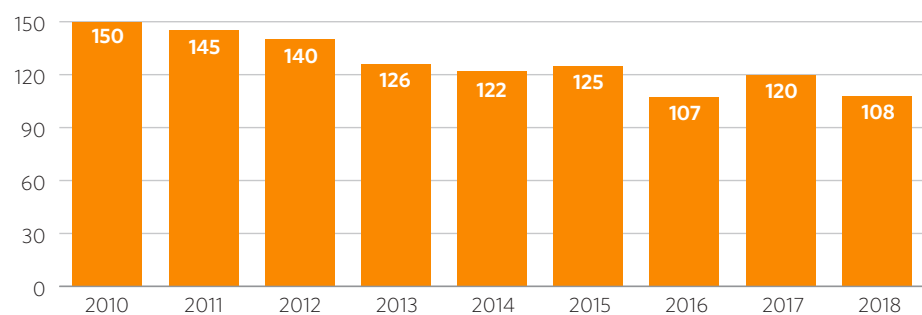
(MILLIONS OF US\$)



## Cumulative Percentage Share of Top 20 Donors to Total Core Contributions: \$379 million

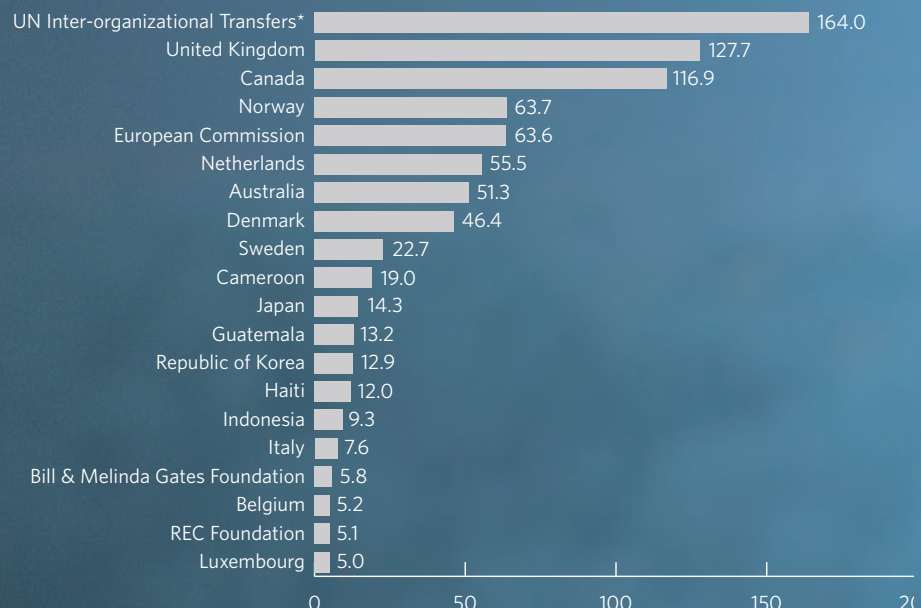


## Number of Donor Governments That Have Contributed to UNFPA's Core Resources

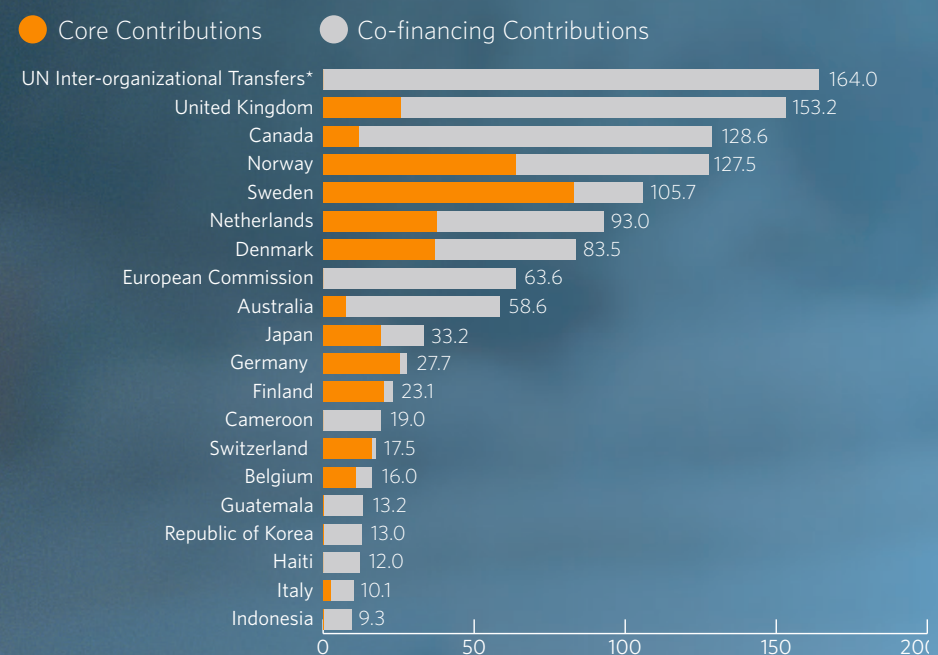


## Top 20 Donor Contributions to Co-financing Resources

(MILLIONS OF US\$)



## Top 20 Donor Combined Core and Co-financing Contributions (MILLIONS OF US\$)



\* Includes all funds received from joint funding mechanisms (joint programmes and multi-donor trust funds) as well as bilateral transfers from the United Nations organizations

## UNFPA would like to thank its funding partners for their support in 2018.

Thanks to you, UNFPA was able to expand rights and choices for all and reached the most vulnerable women, girls and young people across the world. Together we made great strides towards zero unmet need for family planning, zero preventable maternal deaths, and zero gender-based violence and harmful practices.



© Hayat Outemma from Morocco, for UNFPA