

CENTRAL AFRICAN REPUBLIC 2018



One of the world's poorest countries, the Central African Republic has struggled under repeated political crisis which have resulted in conflict and instability. UNFPA is based in the country since 1972 and provides humanitarian support, including reproductive health supplies such as clean delivery kits, male and female contraceptives, and medical equipment.

KEY RESULTS ACHIEVED IN 2018



FISTULA TREATMENT

50 Fistula repair surgeries provided with the support of UNFPA



ESSENTIAL SERVICES FOR GENDER-BASED VIOLENCE SURVIVORS

9,073 Women and girls who were subjected to violence have accessed the essential services package



CENSUS DISAGGREGATION

Census results disaggregated by age and sex were available and publicly accessible online



COMMON DATA SET

A common operational data set on population statistics was produced



MIDWIVES IN PUBLIC HEALTH FACILITIES

Newly graduated midwives were deployed in public health facilities with support from UNFPA



YOUTH PARTICIPATION IN HUMANITARIAN RESPONSE

During a humanitarian crisis, young people were included in decision-making mechanisms in all phases of humanitarian response



ADOLESCENT FRIENDLY SEXUAL AND REPRODUCTIVE HEALTH SERVICES

Percentage of healthcare facilities offering at least three adolescent-friendly reproductive health services increased from 0 in 2017 to 81 in 2018



MINIMUM INITIAL SERVICES PACKAGE

91 health service providers and managers were trained on the minimum initial service package






LIFE SKILLS PROGRAMMES FOR GIRLS





5,716 marginalized girls were reached with health, social and economic asset-building programmes

EMERGENCIES KEY RESULTS



PEOPLE REACHED

-  Affected population who directly benefited from all types of ERH kits **635,940**
-  UNFPA-assisted safe deliveries **25,850**
-  Affected population reached with Adolescent SRH **216,220**

SERVICES DELIVERED

-  Number of Dignity Kits distributed **13,225**
-  Maternity health facilities/tents/homes operationalized with UNFPA support **24**
-  Functional health facilities that provide Emergency Obstetric Care (EmOC) **8**
-  Service delivery points (SDPs) supported that provide clinical management of rape (CMR) services **33**

CAPACITY STRENGTHENED

-  Number of personnel trained on Minimum Initial Service Package (MISP) **96**
-  Is a system for safe and ethical GBV incident data management functional? (e.g. GBV IMS) **Yes**

PROGRAMME ACTIVITIES

Integrated sexual and reproductive health services

\$1,851,520 (44.1%)

Every woman, adolescent and youth everywhere, especially those furthest behind, has utilized integrated sexual and reproductive health services and exercised reproductive rights, free of coercion, discrimination and violence.

Total Spending: **\$1,851,520**

Implemented by:
UNFPA **\$1,664,197 (90%)**
NGO **\$145,453 (8%)**
Gov **\$41,870 (2%)**

Funded by:
Core Resources (44%)
Non-core Resources (56%)

Adolescents and youth

\$592,459 (14.1%)

Every adolescent and youth, in particular adolescent girls, is empowered to have access to sexual and reproductive health and reproductive rights, in all contexts, with consideration for their active participation and leadership.

Total Spending: **\$592,459**

Implemented by:
UNFPA **\$390,211 (66%)**
NGO **\$180,214 (30%)**
Gov **\$0,370 (0%)**
UN agencies **\$21,663 (4%)**

Funded by:
Core Resources (38%)
Non-core Resources (62%)

Gender equality

\$1,676,049 (39.9%)

Gender equality, the empowerment of all women and girls, and reproductive rights are advanced in development and humanitarian settings.

Total Spending: **\$1,676,049**

Implemented by:
UNFPA **\$1,090,854 (65%)**
NGO **\$555,626 (33%)**
Gov **\$29,569 (2%)**

Funded by:
Core Resources (10%)
Non-core Resources (90%)

Organizational effectiveness

\$0 (0.0%)

Organizational effectiveness and efficiency, with improved programming for results and partnership coordination.

Total Spending: **\$0,00**

Implemented by:

Funded by:

Analysis on population dynamics

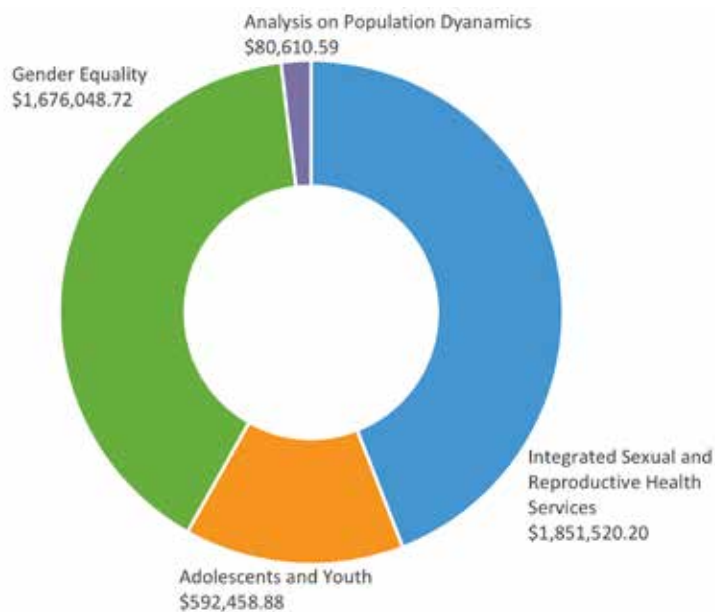
\$80,611 (1.9%)

Everyone, everywhere, is counted, and accounted for, in the pursuit of sustainable development.

Total Spending: **\$80,611**

Implemented by:
UNFPA **\$15,536 (19%)**
Gov **\$21,024 (26%)**
UN agencies **\$44,050 (55%)**

Funded by:
Core Resources (99%)
Non-core Resources (1%)



TECHNICAL NOTES AND SOURCES