

## ANGOLA 2018



After enduring 40 years of almost continuous war, Angola was in disarray when peace accords were finally signed in 2002. Since then, the country's economy has grown rapidly, but inequities persist, and nearly 40 per cent of Angolans live in poverty and maternal mortality and teenage pregnancy remain high. Since 1978, UNFPA has been working to: increase access to reproductive health (including family planning and treatment of obstetric fistula) and HIV prevention services; ensure sustainable population growth and development (through improved availability of reliable information); and increase gender equality.

### KEY RESULTS ACHIEVED IN 2018



#### MINIMUM INITIAL SERVICES PACKAGE

60 Health service providers and managers were trained on the minimum initial service package



#### LIFE SKILLS PROGRAMMES FOR GIRLS

30,000 Marginalized girls were reached with health, social and economic asset-building programmes



#### MIDWIVES IN PUBLIC HEALTH FACILITIES

Newly graduated were midwives deployed in public health facilities with support from UNFPA



#### NATIONAL PLAN FOR SEXUAL AND REPRODUCTIVE HEALTH

National Reproductive Health Strategy developed








#### DEMOGRAPHIC DYNAMICS






Included Demographic Dividend in the National Development Plan 2018-2022

## EMERGENCIES KEY RESULTS



### PEOPLE REACHED

-  Affected population who directly benefited from all types of ERH kits **685**
-  UNFPA-assisted safe deliveries **965**
-  Affected population reached with Adolescent SRH **400**
-  Affected population reached with family planning services **107**
-  GBV survivors reached **242**

### SERVICES DELIVERED

-  Number of Dignity Kits distributed **2,435**
-  Safe spaces supported by UNFPA (includes women's, girls' and youth spaces) **4**
-  Maternity health facilities/tents/homes operationalized with UNFPA support **3**
-  Functional health facilities that provide Emergency Obstetric Care (EmOC) **3**
-  Service delivery points (SDPs) supported that provide clinical management of rape (CMR) services **2**

### CAPACITY STRENGTHENED

-  Number of personnel trained on Minimum Initial Service Package (MISP) **30**
-  Number of youth facilitators, peers and volunteers trained on SRH/GBV **24**

## PROGRAMME ACTIVITIES

### Integrated sexual and reproductive health services

**\$1,218,050.40 (45.5%)**

Every woman, adolescent and youth everywhere, especially those furthest behind, has utilized integrated sexual and reproductive health services and exercised reproductive rights, free of coercion, discrimination and violence.

Total Spending: **\$1,218,050**

Implemented by: UNFPA \$1,109,442 (91%)  
Gov \$108,609 (9%)

Funded by: Core Resources (90%)  
Non-core Resources (10%)

### Gender equality

**\$419,187.18 (15.7%)**

Gender equality, the empowerment of all women and girls, and reproductive rights are advanced in development and humanitarian settings.

Total Spending: **\$419,187**

Implemented by: UNFPA \$389,992 (93%)  
Gov \$29,195 (7%)

Funded by: Core Resources (73%)  
Non-core Resources (27%)

### Organizational effectiveness

**\$0 (0.0%)**

Organizational effectiveness and efficiency, with improved programming for results and partnership coordination.

Total Spending: **\$0**

Implemented by:

Funded by:

### Analysis on population dynamics

**\$360,852.45 (13.5%)**

Everyone, everywhere, is counted, and accounted for, in the pursuit of sustainable development.

Total Spending: **\$360,852**

Implemented by: UNFPA \$208,918 (58%)  
NGO \$90,482 (25%)  
Gov \$61,452 (17%)

Funded by: Core Resources (100%)  
Non-core Resources (0%)

### Adolescents and youth

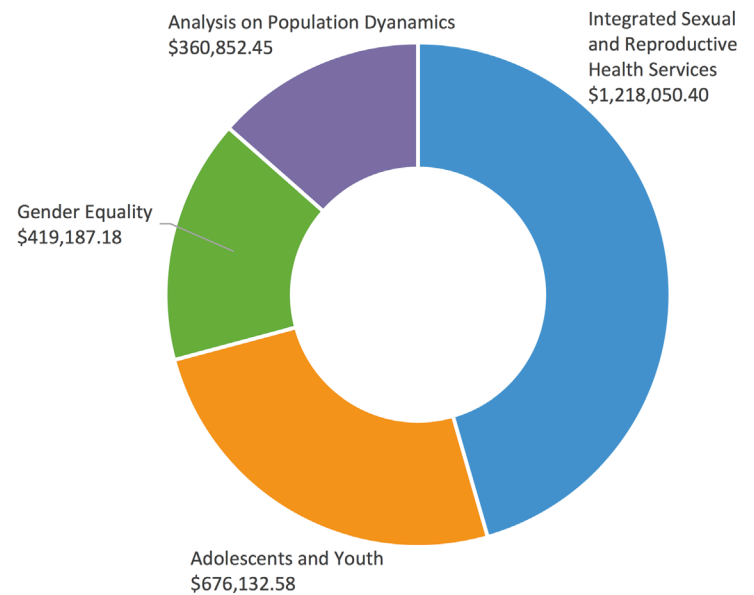
**\$676,132.58 (25.3%)**

Every adolescent and youth, in particular adolescent girls, is empowered to have access to sexual and reproductive health and reproductive rights, in all contexts, with consideration for their active participation and leadership.

Total Spending: **\$676,133**

Implemented by: UNFPA \$342,403 (51%)  
NGO \$316,696 (47%)  
Gov \$17,034 (3%)

Funded by: Core Resources (14%)  
Non-core Resources (86%)



## TECHNICAL NOTES AND SOURCES